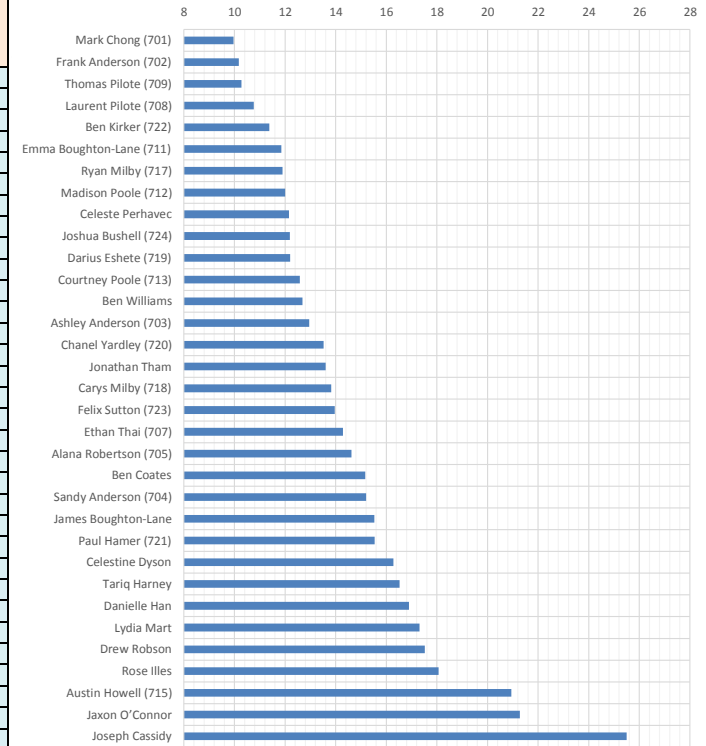


Western Flames Ice Racing Club
2013 WA Times History - Distance/Time Rankings



Ranking Rule: **Best Time** (ever, club/Australia)
 Colour Key: **National Record**
 (for Division in Australia)
Personal Best (ever)
 Did not compete or finish
 Result Data Not Available

Distance	Competitor	2011 Best (m.s.ss)	2012 Best (m.s.ss)	17/03/2013 (m.s.ss)	19/05/2013 (m.s.ss)	4/08/2013 (m.s.ss)	Nationals 08/2013 (m.s.ss)	27/10/2013 (m.s.ss)	WA States 24/11/2013 (m.s.ss)	Best Time (s.ss)
1 Lap Flying Start	Mark Chong (701)	0:10.765	0:9.97			0:10.22				9.970
1 Lap Flying Start	Frank Anderson (702)	0:10.45	0:10.28		0:10.65	0:10.55		0:10.17		10.170
1 Lap Flying Start	Thomas Pilote (709)	0:11.56	0:10.58		0:10.48	0:10.42		0:10.28		10.280
1 Lap Flying Start	Laurent Pilote (708)	0:11.83	0:10.76							10.760
1 Lap Flying Start	Ben Kirker (722)		0:12.63		0:11.55	0:11.60		0:11.38		11.380
1 Lap Flying Start	Emma Boughton-Lane (711)	0:11.97	0:11.85		0:12.30					11.850
1 Lap Flying Start	Ryan Milby (717)	0:14.34	0:12.25		0:12.39	0:11.90				11.900
1 Lap Flying Start	Madison Poole (712)	0:12.0	0:12.62							12.000
1 Lap Flying Start	Celeste Perhavec	0:12.16	0:14.75							12.160
1 Lap Flying Start	Joshua Bushell (724)					0:12.67		0:12.19		12.190
1 Lap Flying Start	Darius Eshete (719)		0:13.15		0:12.32	0:12.20				12.200
1 Lap Flying Start	Courtney Poole (713)	0:12.59	0:12.87							12.590
1 Lap Flying Start	Ben Williams	0:15.6	0:12.69							12.690
1 Lap Flying Start	Ashley Anderson (703)	0:18.25	0:13.97		0:13.70	0:13.58		0:12.96		12.960
1 Lap Flying Start	Chanel Yardley (720)		0:14.78		0:13.59	0:13.57		0:13.52		13.520
1 Lap Flying Start	Jonathan Tham		0:13.60							13.600
1 Lap Flying Start	Carys Milby (718)	0:18.15	0:14.47		0:13.83	0:13.96				13.830
1 Lap Flying Start	Felix Sutton (723)				0:16.38	0:15.52		0:13.96		13.960
1 Lap Flying Start	Ethan Thai (707)	0:16.09	0:14.29		0:14.33					14.290
1 Lap Flying Start	Alana Robertson (705)		0:17.56		0:14.63	0:14.70				14.630
1 Lap Flying Start	Ben Coates		0:15.17							15.170
1 Lap Flying Start	Sandy Anderson (704)	0:17.64	0:15.63		0:15.20					15.200
1 Lap Flying Start	James Boughton-Lane	0:15.94	0:15.53							15.530
1 Lap Flying Start	Paul Hamer (721)					0:15.54				15.540
1 Lap Flying Start	Celestine Dyson		0:16.28							16.280
1 Lap Flying Start	Tariq Harney		0:16.53							16.530
1 Lap Flying Start	Danielle Han	0:18.97	0:16.90							16.900
1 Lap Flying Start	Lydia Mart							0:17.32		17.320
1 Lap Flying Start	Drew Robson		0:17.53							17.530
1 Lap Flying Start	Rose Illes							0:18.07		18.070
1 Lap Flying Start	Austin Howell (715)				0:26.50	0:20.94				20.940
1 Lap Flying Start	Jaxon O'Connor		0:21.28							21.280
1 Lap Flying Start	Joseph Cassidy							0:25.50		25.500

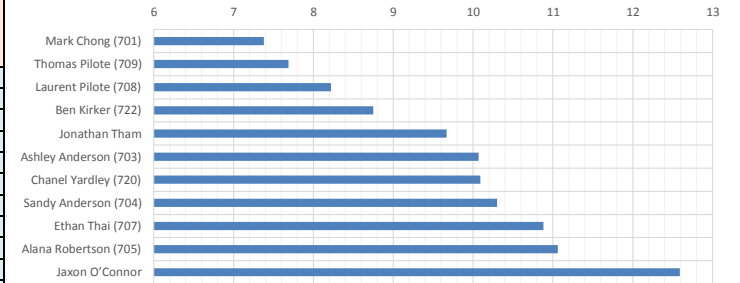


Western Flames Ice Racing Club
2013 WA Times History - Distance/Time Rankings



Ranking Rule: Best Time (ever, club/Australia)
 Colour Key: National Record (for Division in Australia)
 Personal Best (ever)
 Did not compete or finish
 Result Data Not Available

Distance	Competitor	2011 Best (m.s.ss)	2012 Best (m.s.ss)	17/03/2013 (m.s.ss)	19/05/2013 (m.s.ss)	4/08/2013 (m.s.ss)	Nationals 08/2013 (m.s.ss)	27/10/2013 (m.s.ss)	WA States 24/11/2013 (m.s.ss)	Best Time (s.ss)
1/2 Lap Standing Start	Mark Chong (701)		0:7.38							7.380
1/2 Lap Standing Start	Thomas Pilote (709)		0:7.69							7.690
1/2 Lap Standing Start	Laurent Pilote (708)		0:8.22							8.220
1/2 Lap Standing Start	Ben Kirker (722)		0:8.75							8.750
1/2 Lap Standing Start	Jonathan Tham		0:9.67							9.670
1/2 Lap Standing Start	Ashley Anderson (703)		0:10.07							10.070
1/2 Lap Standing Start	Chanel Yardley (720)		0:10.09							10.090
1/2 Lap Standing Start	Sandy Anderson (704)		0:10.30							10.300
1/2 Lap Standing Start	Ethan Thai (707)		0:10.88							10.880
1/2 Lap Standing Start	Alana Robertson (705)		0:11.06							11.060
1/2 Lap Standing Start	Jaxon O'Connor		0:12.59							12.590

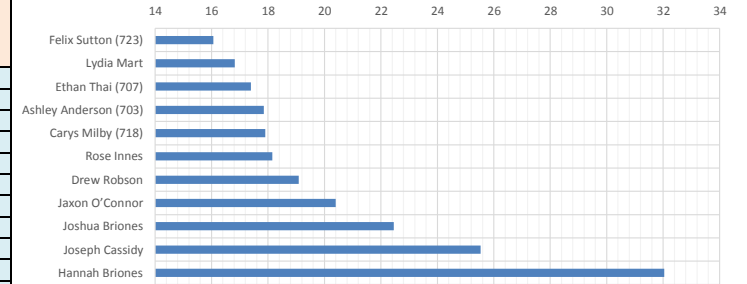


Western Flames Ice Racing Club
2013 WA Times History - Distance/Time Rankings



Ranking Rule: **Best Time** (ever, club/Australia)
 Colour Key: **National Record**
 (for Division in Australia)
 Personal Best (ever)
 Did not compete or finish
 Result Data Not Available

Distance	Competitor	2011 Best (m.s.ss)	2012 Best (m.s.ss)	17/03/2013 (m.s.ss)	19/05/2013 (m.s.ss)	4/08/2013 (m.s.ss)	Nationals 08/2013 (m.s.ss)	27/10/2013 (m.s.ss)	WA States 24/11/2013 (m.s.ss)	Best Time (s.ss)
111 m	Felix Sutton (723)		0:20.22				0:16.060		0:16.75	16.060
111 m	Lydia Mart							0:18.34	0:16.82	16.820
111 m	Ethan Thai (707)	0:19.32	0:17.396							17.396
111 m	Ashley Anderson (703)	0:17.85								17.850
111 m	Carys Milby (718)	0:17.905								17.905
111 m	Rose Innes							0:20.98	0:18.15	18.150
111 m	Drew Robson		0:19.09							19.090
111 m	Jaxon O'Connor		0:20.40							20.400
111 m	Joshua Briones								0:22.46	22.460
111 m	Joseph Cassidy								0:25.53	25.530
111 m	Hannah Briones								0:32.04	32.040

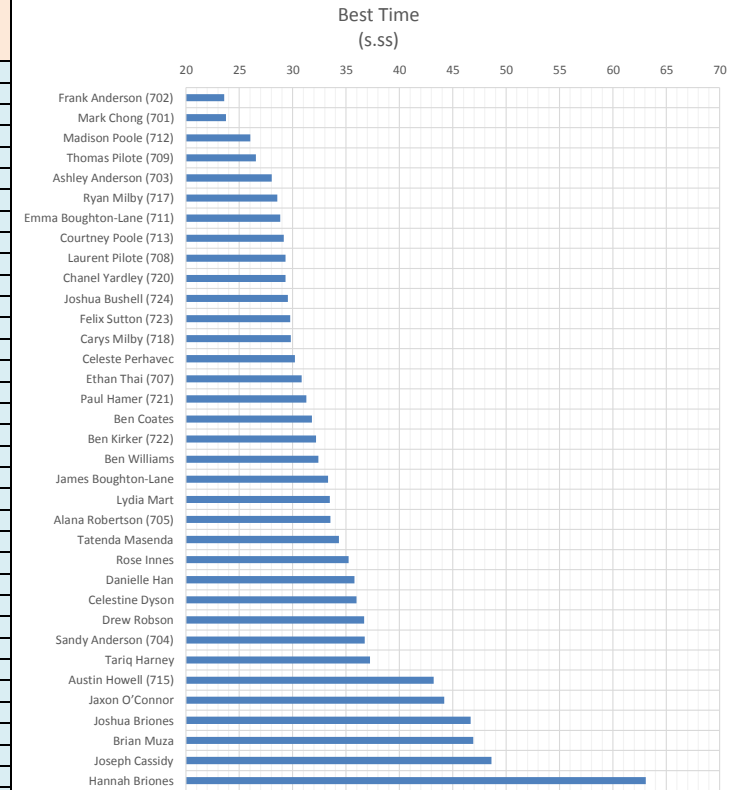


Western Flames Ice Racing Club
2013 WA Times History - Distance/Time Rankings



Ranking Rule:	Best Time (ever, club/Australia)
Colour Key:	National Record (for Division in Australia)
	Personal Best (ever)
	Did not compete or finish
	Result Data Not Available

Distance	Competitor	2011 Best (m.s.ss)	2012 Best (m.s.ss)	17/03/2013 (m.s.ss)	19/05/2013 (m.s.ss)	4/08/2013 (m.s.ss)	Nationals 08/2013 (m.s.ss)	27/10/2013 (m.s.ss)	WA States 24/11/2013 (m.s.ss)	Best Time (s.ss)
222 m	Frank Anderson (702)	0:23.59								23.590
222 m	Mark Chong (701)	0:23.75								23.750
222 m	Madison Poole (712)	0:26.034								26.034
222 m	Thomas Pilote (709)	0:26.56								26.560
222 m	Ashley Anderson (703)	0:33.82	0:29.47			0:34.81	0:28.030	0:29.09	0:29.28	28.030
222 m	Ryan Milby (717)	0:28.555								28.555
222 m	Emma Boughton-Lane (711)	0:28.84								28.840
222 m	Courtney Poole (713)	0:29.16								29.160
222 m	Laurent Pilote (708)	0:29.32								29.320
222 m	Chanel Yardley (720)		0:30.13			0:31.41		0:29.32		29.320
222 m	Joshua Bushell (724)			0:32.65		0:29.56				29.560
222 m	Felix Sutton (723)		0:38.08	0:41.29	0:35.63	0:33.06	0:34.640	0:31.37	0:29.77	29.770
222 m	Carys Milby (718)	0:34.65	0:30.57			0:31.97	0:29.820			29.820
222 m	Celeste Perhavec	0:30.22								30.220
222 m	Ethan Thai (707)	0:36.47	0:30.84							30.840
222 m	Paul Hamer (721)					0:31.28				31.280
222 m	Ben Coates	0:31.81	0:35.70							31.810
222 m	Ben Kirker (722)		0:32.19							32.190
222 m	Ben Williams	0:32.40								32.400
222 m	James Boughton-Lane	0:33.31								33.310
222 m	Lydia Mart							0:36.62	0:33.47	33.470
222 m	Alana Robertson (705)		0:36.17			0:33.53				33.530
222 m	Tatenda Masenda			0:34.34						34.340
222 m	Rose Innes							0:41.70	0:35.24	35.240
222 m	Danielle Han	0:40.69	0:35.78							35.780
222 m	Celestine Dyson	0:36.69	0:35.99							35.990
222 m	Drew Robson		0:36.69							36.690
222 m	Sandy Anderson (704)	0:36.75	0:37.68							36.750
222 m	Tariq Harney		0:37.25							37.250
222 m	Austin Howell (715)				0:43.22	0:51.81				43.220
222 m	Jaxon O'Connor		0:44.21	0:46.92						44.210
222 m	Joshua Briones								0:46.66	46.660
222 m	Brian Muza			0:46.92						46.920
222 m	Joseph Cassidy							0:57.30	0:48.63	48.630
222 m	Hannah Briones								1:03.09	63.090

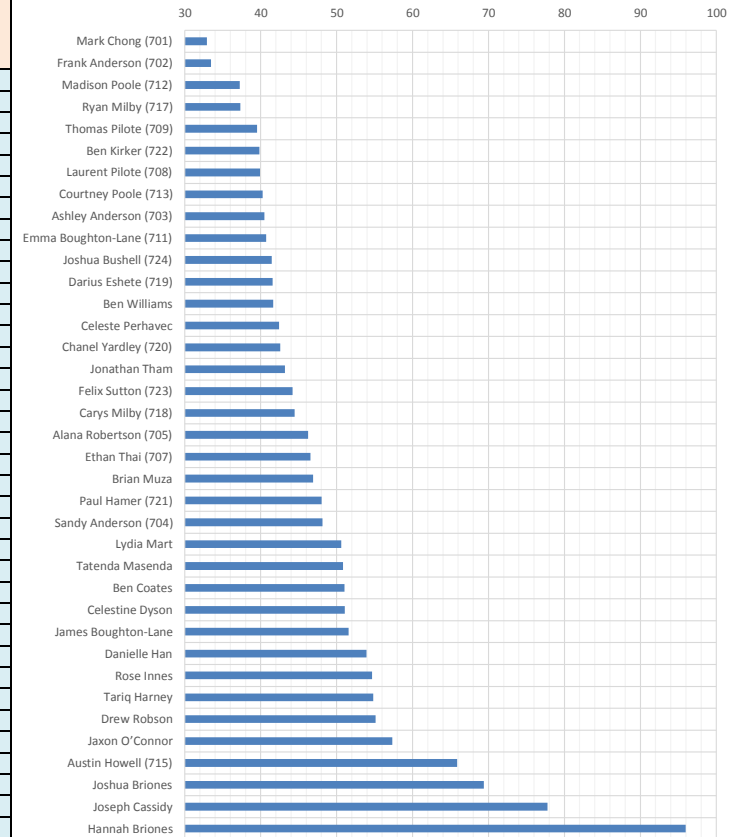


Western Flames Ice Racing Club
2013 WA Times History - Distance/Time Rankings



Ranking Rule:	Best Time (ever, club/Australia)
Colour Key:	National Record (for Division in Australia)
	Personal Best (ever)
	Did not compete or finish
	Result Data Not Available

Distance	Competitor	2011 Best (m.s.ss)	2012 Best (m.s.ss)	17/03/2013 (m.s.ss)	19/05/2013 (m.s.ss)	4/08/2013 (m.s.ss)	Nationals 08/2013 (m.s.ss)	27/10/2013 (m.s.ss)	WA States 24/11/2013 (m.s.ss)	Best Time (s.ss)
333 m	Mark Chong (701)	0:32.90								32.900
333 m	Frank Anderson (702)	0:33.46								33.460
333 m	Madison Poole (712)	0:37.246	0:38.67							37.246
333 m	Ryan Milby (717)	0:41.274	0:38.17				0:37.330			37.330
333 m	Thomas Pilote (709)	0:39.53								39.530
333 m	Ben Kirker (722)		0:39.83							39.830
333 m	Laurent Pilote (708)	0:39.91								39.910
333 m	Courtney Poole (713)	0:40.26	0:41.32							40.260
333 m	Ashley Anderson (703)	0:59.35	0:44.02	0:46.61	0:44.89	0:44.03	0:40.500	0:42.14	0:42.39	40.500
333 m	Emma Boughton-Lane (711)	0:40.74	0:41.41							40.740
333 m	Joshua Bushell (724)			0:49.33		0:41.47				41.470
333 m	Darius Eshete (719)		0:41.58							41.580
333 m	Ben Williams	0:41.63	0:41.69							41.630
333 m	Celeste Perhavec	0:42.44								42.440
333 m	Chanel Yardley (720)		0:43.75		0:44.75	0:44.20		0:42.59	0:43.83	42.590
333 m	Jonathan Tham		0:43.2							43.200
333 m	Felix Sutton (723)		0:58.06	0:53.80	0:53.73	0:47.95	0:44.860	0:45.63	0:44.19	44.190
333 m	Carys Milby (718)	0:51.478	0:45.467	0:46.36	0:46.53	0:44.48	0:44.650			44.480
333 m	Alana Robertson (705)		0:54.3	0:48.34	0:46.25	0:47.38				46.250
333 m	Ethan Thai (707)	0:53.75	0:46.545		0:48.81					46.545
333 m	Brian Muza			0:46.92						46.920
333 m	Paul Hamer (721)					0:48.01				48.010
333 m	Sandy Anderson (704)	0:55.15	0:48.13	0:49.83	0:48.96					48.130
333 m	Lydia Mart							0:53.00	0:50.63	50.630
333 m	Tatenda Masenda			0:50.86						50.860
333 m	Ben Coates	0:54.83	0:51.03							51.030
333 m	Celestine Dyson	0:51.09	0:51.91							51.090
333 m	James Boughton-Lane	0:51.56								51.560
333 m	Danielle Han	0:59.25	0:53.94							53.940
333 m	Rose Innes							0:55.34	0:54.68	54.680
333 m	Tariq Harney		0:54.81							54.810
333 m	Drew Robson		0:55.13							55.130
333 m	Jaxon O'Connor		0:57.34							57.340
333 m	Austin Howell (715)				1:05.87	1:09.96				65.870
333 m	Joshua Briones								1:09.39	69.390
333 m	Joseph Cassidy							1:17.78	1:18.05	77.780
333 m	Hannah Briones								1:35.97	95.970

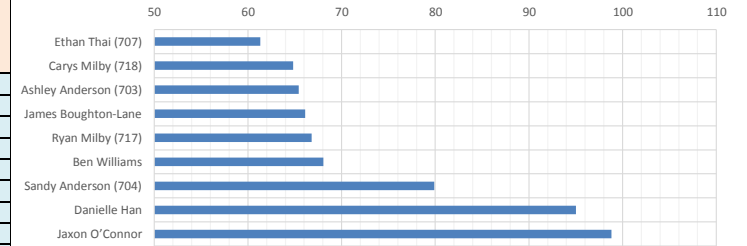


Western Flames Ice Racing Club
2013 WA Times History - Distance/Time Rankings



Ranking Rule: **Best Time** (ever, club/Australia)
 Colour Key: **National Record**
 (for Division in Australia)
 Personal Best (ever)
 Did not compete or finish
 Result Data Not Available

Distance	Competitor	2011 Best (m.s.ss)	2012 Best (m.s.ss)	17/03/2013 (m.s.ss)	19/05/2013 (m.s.ss)	4/08/2013 (m.s.ss)	Nationals 08/2013 (m.s.ss)	27/10/2013 (m.s.ss)	WA States 24/11/2013 (m.s.ss)	Best Time (s.ss)
444 m	Ethan Thai (707)	1:17.06	1:01.325							61.325
444 m	Carys Milby (718)	1:10.47	1:04.84							64.840
444 m	Ashley Anderson (703)	1:08.04	1:05.44							65.440
444 m	James Boughton-Lane	1:06.12								66.120
444 m	Ryan Milby (717)	1:06.81								66.810
444 m	Ben Williams	1:08.06								68.060
444 m	Sandy Anderson (704)	1:19.90								79.900
444 m	Danielle Han	1:35.03								95.030
444 m	Jaxon O'Connor		1:38.81							98.810

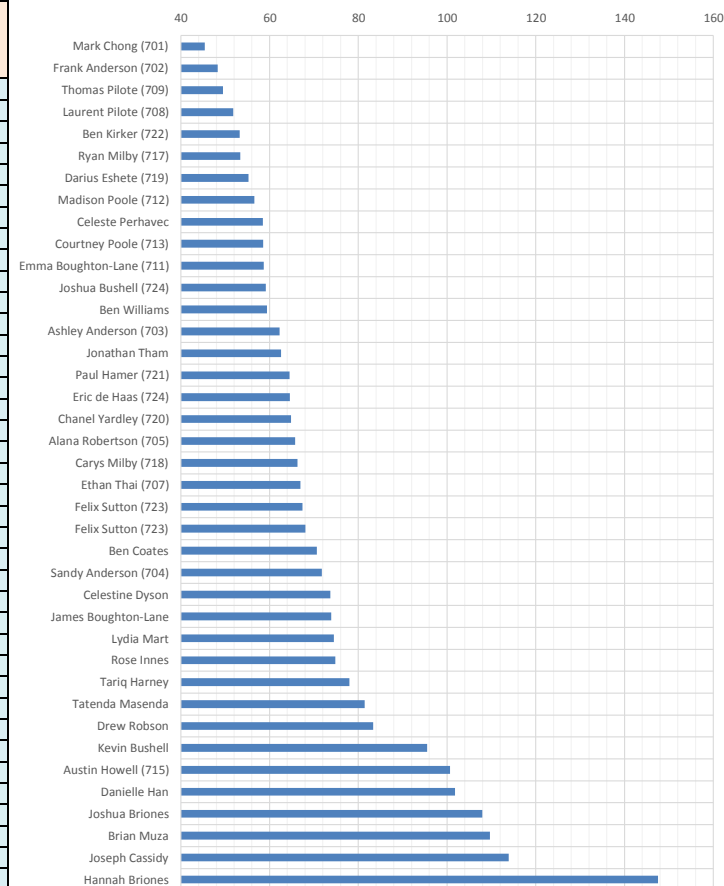


Western Flames Ice Racing Club
2013 WA Times History - Distance/Time Rankings



Ranking Rule:	Best Time (ever, club/Australia)
Colour Key:	National Record (for Division in Australia)
	Personal Best (ever)
	Did not compete or finish
	Result Data Not Available

Distance	Competitor	2011 Best (m.s.ss)	2012 Best (m.s.ss)	17/03/2013 (m.s.ss)	19/05/2013 (m.s.ss)	4/08/2013 (m.s.ss)	Nationals 08/2013 (m.s.ss)	27/10/2013 (m.s.ss)	WA States 24/11/2013 (m.s.ss)	Best Time (s.ss)
500 m	Mark Chong (701)	0:49.00	0:45.384			0:50.86	0:47.060			45.384
500 m	Frank Anderson (702)	0:48.28	0:50.563	0:50.53	0:51.23	0:52.70		0:51.71	0:50.58	48.280
500 m	Thomas Pilote (709)	0:53.92	0:49.488	0:50.89	0:50.06	1:04.30	0:49.820	0:54.31	0:50.38	49.488
500 m	Laurent Pilote (708)	0:53.849	0:51.81	0:55.06						51.810
500 m	Ben Kirker (722)		0:57.76	0:56.72	0:54.95	1:08.07	0:53.740	0:55.79	0:53.23	53.230
500 m	Ryan Milby (717)	1:00.57	0:57.37	0:56.59	0:57.47	0:57.21	0:53.360			53.360
500 m	Darius Eshete (719)		0:55.75	0:55.23	0:55.75	1:06.07	0:55.380			55.230
500 m	Madison Poole (712)	0:56.533	0:57.72	0:58.18						56.533
500 m	Celeste Perhavec	0:58.459	0:59.85							58.459
500 m	Courtney Poole (713)	0:58.543	1:01.19	0:59.53						58.543
500 m	Emma Boughton-Lane (711)	0:58.68	0:59.561	1:02.91	1:00.62					58.680
500 m	Joshua Bushell (724)			1:17.03		1:03.57		0:59.11		59.110
500 m	Ben Williams	1:07.26	1:01.73	0:59.43						59.430
500 m	Ashley Anderson (703)	1:45.65	1:05.687	1:08.00	1:10.30	1:05.35	1:02.250	1:04.46	1:07.40	62.250
500 m	Jonathan Tham		1:02.60							62.600
500 m	Paul Hamer (721)					1:10.42			1:04.52	64.520
500 m	Eric de Haas (724)								1:04.55	64.550
500 m	Chanel Yardley (720)		1:04.86	1:07.95	1:04.82	1:05.62		1:04.93	1:05.44	64.820
500 m	Alana Robertson (705)		1:19.23	1:11.64	1:09.96	1:12.02	1:05.780			65.780
500 m	Carys Milby (718)	1:41.66	1:07.44	1:08.18	1:15.92	1:08.83	1:06.290			66.290
500 m	Ethan Thai (707)	1:25.40	1:06.94		1:13.58					66.940
500 m	Felix Sutton (723)		1:45.24	1:24.00	1:21.39	1:11.62	1:14.090		1:07.43	67.430
500 m	Felix Sutton (723)							1:08.10		68.100
500 m	Ben Coates	1:10.66								70.660
500 m	Sandy Anderson (704)	1:37.05	1:12.88	1:13.11	1:11.76					71.760
500 m	Celestine Dyson	1:13.69								73.690
500 m	James Boughton-Lane	1:17.26	1:13.90							73.900
500 m	Lydia Mart								1:14.47	74.470
500 m	Rose Innes								1:14.79	74.790
500 m	Tariq Harney		1:17.99							77.990
500 m	Tatenda Masenda			1:21.42						81.420
500 m	Drew Robson		1:23.31							83.310
500 m	Kevin Bushell			1:35.49						95.490
500 m	Austin Howell (715)				1:47.20	1:40.65				100.650
500 m	Danielle Han	1:41.78								101.780
500 m	Joshua Briones								1:47.93	107.930
500 m	Brian Muza			1:49.64						109.640
500 m	Joseph Cassidy								1:53.90	113.900
500 m	Hannah Briones								2:27.52	147.520

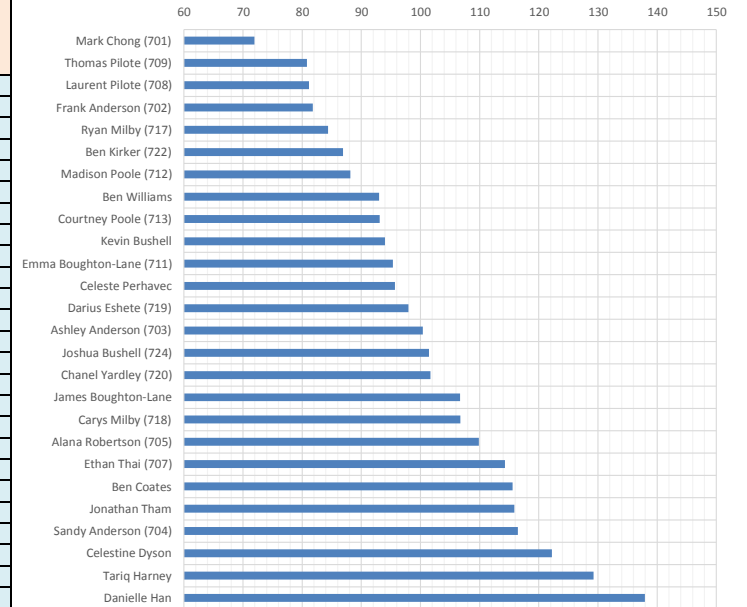


Western Flames Ice Racing Club
2013 WA Times History - Distance/Time Rankings



Ranking Rule:	Best Time (ever, club/Australia)
Colour Key:	National Record (for Division in Australia)
	Personal Best (ever)
	Did not compete or finish
	Result Data Not Available

Distance	Competitor	2011 Best (m.s.ss)	2012 Best (m.s.ss)	17/03/2013 (m.s.ss)	19/05/2013 (m.s.ss)	4/08/2013 (m.s.ss)	Nationals 08/2013 (m.s.ss)	27/10/2013 (m.s.ss)	WA States 24/11/2013 (m.s.ss)	Best Time (s.ss)
777 m	Mark Chong (701)	1:18.31	1:11.912							71.912
777 m	Thomas Pilote (709)	1:29.042	1:20.81					1:21.68		80.810
777 m	Laurent Pilote (708)	1:36.72	1:21.15							81.150
777 m	Frank Anderson (702)	1:24.34	1:21.81					1:26.69		81.810
777 m	Ryan Milby (717)	1:38.991	1:32.780	1:29.36	1:35.78		1:24.370			84.370
777 m	Ben Kirker (722)		1:34.88	1:29.57				1:26.89		86.890
777 m	Madison Poole (712)	1:28.119	1:32.84	1:32.86						88.119
777 m	Ben Williams	1:36.00	1:35.51	1:32.98						92.980
777 m	Courtney Poole (713)	1:33.816	1:33.10	1:35.70						93.100
777 m	Kevin Bushell			1:34.01						94.010
777 m	Emma Boughton-Lane (711)	1:37.09	1:37.57	1:35.34	1:42.03					95.340
777 m	Celeste Perhavec	1:47.44	1:35.69							95.690
777 m	Darius Eshete (719)		1:37.94							97.940
777 m	Ashley Anderson (703)		1:46.946	1:49.94	1:51.23		1:40.400		1:41.00	100.400
777 m	Joshua Bushell (724)							1:41.45		101.450
777 m	Chanel Yardley (720)		1:44.07	1:44.99	1:53.97				1:41.69	101.690
777 m	James Boughton-Lane		1:46.70							106.700
777 m	Carys Milby (718)		1:46.75	1:52.62	1:52.16		1:53.040			106.750
777 m	Alana Robertson (705)		2:25.71	1:53.22	1:49.86					109.860
777 m	Ethan Thai (707)		1:54.27		2:05.98					114.270
777 m	Ben Coates	1:55.59								115.590
777 m	Jonathan Tham		1:55.86							115.860
777 m	Sandy Anderson (704)		1:57.89	1:56.48	1:57.03					116.480
777 m	Celestine Dyson	2:02.22								122.220
777 m	Tariq Harney		2:09.25							129.250
777 m	Danielle Han		2:17.92							137.920

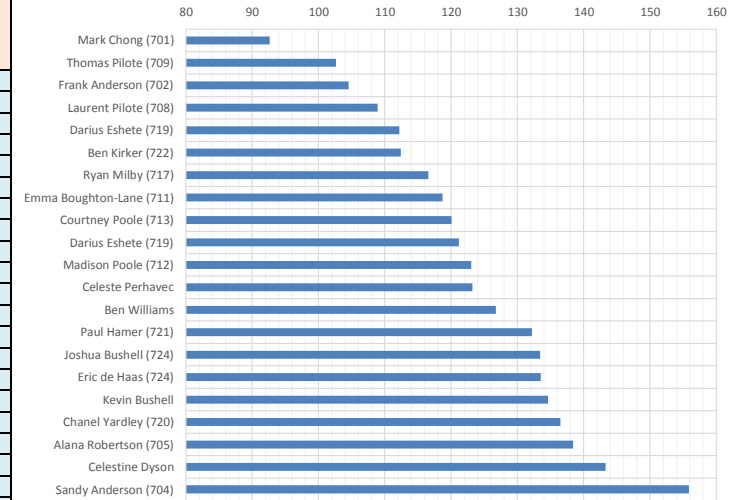


Western Flames Ice Racing Club
2013 WA Times History - Distance/Time Rankings



Ranking Rule: Best Time (ever, club/Australia)
 Colour Key: National Record (for Division in Australia)
 Personal Best (ever)
 Did not compete or finish
 Result Data Not Available

Distance	Competitor	2011 Best (m.s.ss)	2012 Best (m.s.ss)	17/03/2013 (m.s.ss)	19/05/2013 (m.s.ss)	4/08/2013 (m.s.ss)	Nationals 08/2013 (m.s.ss)	27/10/2013 (m.s.ss)	WA States 24/11/2013 (m.s.ss)	Best Time (s.ss)
1000 m	Mark Chong (701)	1:46.91	1:40.621			1:44.41	1:32.650			92.650
1000 m	Thomas Pilote (709)	1:57.98	1:42.623	1:47.95	1:46.26	1:50.45	1:46.980	1:46.84	1:51.53	102.623
1000 m	Frank Anderson (702)	1:47.72	1:47.41	1:50.80	1:48.10	1:50.97	1:44.530	1:48.42	1:57.21	104.530
1000 m	Laurent Pilote (708)	1:54.59	1:48.896	1:51.98						108.896
1000 m	Darius Eshete (719)			1:56.76	1:55.51	1:52.66	1:52.200			112.200
1000 m	Ben Kirker (722)		2:01.67		1:52.87	1:56.75	1:52.400	2:05.48	1:53.60	112.400
1000 m	Ryan Milby (717)		2:01.705			1:56.56	1:56.750			116.560
1000 m	Emma Boughton-Lane (711)	1:58.678	2:04.402	2:12.88						118.678
1000 m	Courtney Poole (713)	2:00.077	2:19.09	2:07.25						120.077
1000 m	Darius Eshete (719)		2:01.16							121.160
1000 m	Madison Poole (712)	2:03.03	2:06.84	2:03.50						123.030
1000 m	Celeste Perhavec	2:03.21	2:12.34							123.210
1000 m	Ben Williams	2:10.19	2:09.44	2:06.77						126.770
1000 m	Paul Hamer (721)							2:12.21		132.210
1000 m	Joshua Bushell (724)							2:13.44		133.440
1000 m	Eric de Haas (724)							2:13.54		133.540
1000 m	Kevin Bushell			2:14.65						134.650
1000 m	Chanel Yardley (720)			2:25.89				2:16.48		136.480
1000 m	Alana Robertson (705)		2:53.13				2:18.410			138.410
1000 m	Celestine Dyson	2:23.32								143.320
1000 m	Sandy Anderson (704)		2:35.87							155.870

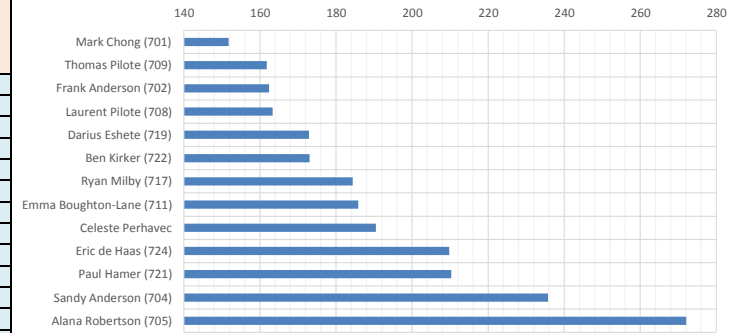


Western Flames Ice Racing Club
2013 WA Times History - Distance/Time Rankings



Ranking Rule: Best Time (ever, club/Australia)
 Colour Key: National Record (for Division in Australia)
 Personal Best (ever)
 Did not compete or finish
 Result Data Not Available

Distance	Competitor	2011 Best (m.s.ss)	2012 Best (m.s.ss)	17/03/2013 (m.s.ss)	19/05/2013 (m.s.ss)	4/08/2013 (m.s.ss)	Nationals 08/2013 (m.s.ss)	27/10/2013 (m.s.ss)	WA States 24/11/2013 (m.s.ss)	Best Time (s.ss)
1500 m	Mark Chong (701)		2:31.80			2:43.70				151.800
1500 m	Thomas Pilote (709)	2:54.096	2:41.78	2:50.32	2:52.69	2:53.75	3:04.420		2:48.93	161.780
1500 m	Frank Anderson (702)	2:42.697	2:44.94	2:49.03		2:55.79	2:42.420		2:49.31	162.420
1500 m	Laurent Pilote (708)	2:55.792	2:43.36	2:51.80						163.360
1500 m	Darius Eshete (719)		3:03.78	3:17.14	3:13.75		2:52.930			172.930
1500 m	Ben Kirker (722)			3:03.04	2:57.86		3:02.110		2:53.05	173.050
1500 m	Ryan Milby (717)			3:16.70	3:04.40					184.400
1500 m	Emma Boughton-Lane (711)	3:05.84	3:10.588							185.840
1500 m	Celeste Perhavec	3:10.453								190.453
1500 m	Eric de Haas (724)								3:29.74	209.740
1500 m	Paul Hamer (721)								3:30.29	210.290
1500 m	Sandy Anderson (704)		3:55.76							235.760
1500 m	Alana Robertson (705)		4:32.12							272.120

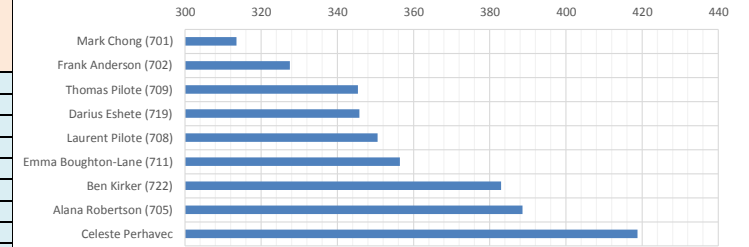


Western Flames Ice Racing Club
2013 WA Times History - Distance/Time Rankings



Ranking Rule: Best Time (ever, club/Australia)
 Colour Key: National Record (for Division in Australia)
 Personal Best (ever)
 Did not compete or finish
 Result Data Not Available

Distance	Competitor	2011 Best (m.s.ss)	2012 Best (m.s.ss)	17/03/2013 (m.s.ss)	19/05/2013 (m.s.ss)	4/08/2013 (m.s.ss)	Nationals 08/2013 (m.s.ss)	27/10/2013 (m.s.ss)	WA States 24/11/2013 (m.s.ss)	Best Time (s.ss)
3000 m	Mark Chong (701)		5:13.513				5:15.200			313.513
3000 m	Frank Anderson (702)	5:27.531	5:47.437				6:00.820		6:36.09	327.531
3000 m	Thomas Pilote (709)	6:24.81	5:53.276				5:45.390		6:07.39	345.390
3000 m	Darius Eshete (719)						5:45.820			345.820
3000 m	Laurent Pilote (708)	6:10.781	5:50.596							350.596
3000 m	Emma Boughton-Lane (711)	6:53.045	5:56.445							356.445
3000 m	Ben Kirker (722)						6:34.550		6:22.95	382.950
3000 m	Alana Robertson (705)						6:28.600			388.600
3000 m	Celeste Perhavec	6:58.82								418.820



Western Flames Ice Racing Club
2013 WA Times History - Distance/Time Rankings



Ranking Rule: **Best Time** (ever, club/Australia)
 Colour Key: **National Record**
 (for Division in Australia)
Personal Best (ever)
 Did not compete or finish
 Result Data Not Available

Distance	Competitor	2011 Best (m.s.ss)	2012 Best (m.s.ss)	17/03/2013 (m.s.ss)	19/05/2013 (m.s.ss)	4/08/2013 (m.s.ss)	Nationals 08/2013 (m.s.ss)	27/10/2013 (m.s.ss)	WA States 24/11/2013 (m.s.ss)	Best Time (s.ss)
3000 m Relay	Thomas Pilote (709) Laurent Pilote (708) Darius Eshete (719) Ben Kirker (722)		5:48.06							348.060
3000 m Relay	Emma Boughton-Lane (711) Madison Poole (712) Courtney Poole (713) Celeste Perhavec	5:53.47								353.470
3000 m Relay	Madison Poole (712) Courtney Poole (713) Chanel Yardley (720) Ryan Milby (717)		6:15.41							375.410
3000 m Relay	Madison Poole (712) Ryan Milby (717) Ashley Anderson (703) Carys Milby (718)	6:39.91								399.910
3000 m Relay	Ryan Milby (717) Ben Williams Ethan Thai (707) Ashley Anderson (703)		6:46.42							406.420
3000 m Relay	Madison Poole (712) Courtney Poole (713) Chanel Yardley (720) Carys Milby (718)		7:18.37							438.370
Distance	Competitor	2011 Best (m.s.ss)	2012 Best (m.s.ss)	17/03/2013 (m.s.ss)	19/05/2013 (m.s.ss)	4/08/2013 (m.s.ss)	Nationals 08/2013 (m.s.ss)	27/10/2013 (m.s.ss)	WA States 24/11/2013 (m.s.ss)	Best Time (s.ss)
5000 m Relay	Mark Chong (701) Frank Anderson (702) Thomas Pilote (709) Ben Kirker (722)						8:20.041			500.041