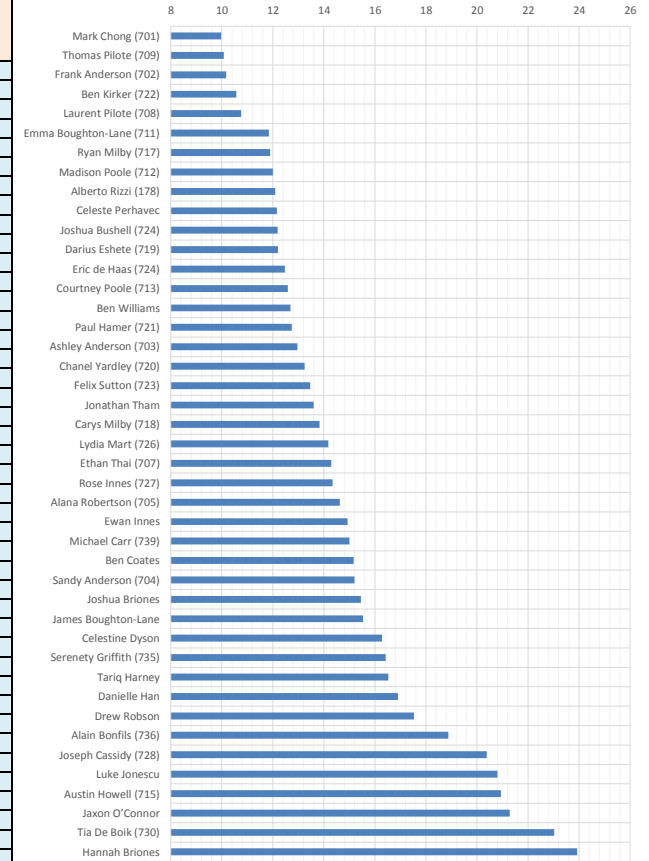


Western Flames Ice Racing Club
2014 WA Times History - Distance/Time Rankings



Ranking Rule: Best Time (ever, club/Australia)
Colour Key: National Record (for Division in Australia)
Personal Best (ever)
Did not compete or finish
Result Data Not Available

Distance	Competitor	2011 Best (m.s.ss)	2012 Best (m.s.ss)	2013 Best (m.s.ss)	9/03/2014 (m.s.ss)	11/05/2014 (m.s.ss)	6/07/2014 (m.s.ss)	Duke Trophy 27/07/2014 (m.s.ss)	14/09/2014 (m.s.ss)	WA States 23/09/2014 (m.s.ss)	Nationals 4/10/2014 (m.s.ss)	Best Time (s.ss)
1 Lap Flying Start	Mark Chong (701)	0:10.765	0:9.97	0:10.22								9.970
1 Lap Flying Start	Thomas Pilote (709)	0:11.56	0:10.58	0:10.28			0:10.08					10.080
1 Lap Flying Start	Frank Anderson (702)	0:10.45	0:10.28	0:10.17			0:10.28					10.170
1 Lap Flying Start	Ben Kirker (722)		0:12.63	0:11.38			0:10.57		0:11.00			10.570
1 Lap Flying Start	Laurent Pilote (708)	0:11.83	0:10.76									10.760
1 Lap Flying Start	Emma Boughton-Lane (711)	0:11.97	0:11.85	0:12.30								11.850
1 Lap Flying Start	Ryan Milby (717)	0:14.34	0:12.25	0:11.90								11.900
1 Lap Flying Start	Madison Poole (712)	0:12.0	0:12.62									12.000
1 Lap Flying Start	Alberto Rizzi (178)							0:12.10				12.100
1 Lap Flying Start	Celeste Perhavec	0:12.16	0:14.75									12.160
1 Lap Flying Start	Joshua Bushell (724)			0:12.19								12.190
1 Lap Flying Start	Darius Eshete (719)		0:13.15	0:12.20								12.200
1 Lap Flying Start	Eric de Haas (724)						0:12.47		0:12.75			12.470
1 Lap Flying Start	Courtney Poole (713)	0:12.59	0:12.87									12.590
1 Lap Flying Start	Ben Williams	0:15.6	0:12.69									12.690
1 Lap Flying Start	Paul Hamer (721)			0:15.54			0:12.74					12.740
1 Lap Flying Start	Ashley Anderson (703)	0:18.25	0:13.97	0:12.96			0:13.75					12.960
1 Lap Flying Start	Chanel Yardley (720)		0:14.78	0:13.52			0:13.25		0:13.37			13.250
1 Lap Flying Start	Felix Sutton (723)			0:13.96			0:13.47		0:16.10			13.470
1 Lap Flying Start	Jonathan Tham		0:13.60									13.600
1 Lap Flying Start	Carys Milby (718)	0:18.15	0:14.47	0:13.83								13.830
1 Lap Flying Start	Lydia Mart (726)			0:17.32			0:14.18					14.180
1 Lap Flying Start	Ethan Thai (707)	0:16.09	0:14.29	0:14.33								14.290
1 Lap Flying Start	Rose Innes (727)			0:18.07					0:14.34			14.340
1 Lap Flying Start	Alana Robertson (705)		0:17.56	0:14.63								14.630
1 Lap Flying Start	Ewan Innes								0:14.93			14.930
1 Lap Flying Start	Michael Carr (739)								0:15.00			15.000
1 Lap Flying Start	Ben Coates		0:15.17									15.170
1 Lap Flying Start	Sandy Anderson (704)	0:17.64	0:15.63	0:15.20			0:16.16		0:16.02			15.200
1 Lap Flying Start	Joshua Briones						0:16.88		0:15.45			15.450
1 Lap Flying Start	James Boughton-Lane	0:15.94	0:15.53									15.530
1 Lap Flying Start	Celestine Dyson		0:16.28									16.280
1 Lap Flying Start	Serenety Griffith (735)						0:16.42					16.420
1 Lap Flying Start	Tariq Harney		0:16.53									16.530
1 Lap Flying Start	Danielle Han	0:18.97	0:16.90									16.900
1 Lap Flying Start	Drew Robson		0:17.53									17.530
1 Lap Flying Start	Alain Bonfils (736)						0:21.18		0:18.88			18.880
1 Lap Flying Start	Joseph Cassidy (728)			0:25.50			0:20.38					20.380
1 Lap Flying Start	Luke Jonescu						0:23.30		0:20.80			20.800
1 Lap Flying Start	Austin Howell (715)			0:20.94								20.940
1 Lap Flying Start	Jaxon O'Connor		0:21.28									21.280
1 Lap Flying Start	Tia De Boik (730)							0:23.03				23.030
1 Lap Flying Start	Hannah Briones						0:23.93		0:25.61			23.930

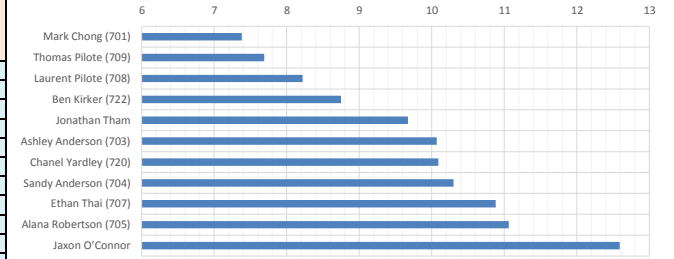


Western Flames Ice Racing Club
2014 WA Times History - Distance/Time Rankings



Ranking Rule: Best Time (ever, club/Australia)
 Colour Key:
 National Record (for Division in Australia)
 Personal Best (ever)
 Did not compete or finish
 Result Data Not Available

Distance	Competitor	2011 Best (m.s.ss)	2012 Best (m.s.ss)	2013 Best (m.s.ss)	9/03/2014 (m.s.ss)	11/05/2014 (m.s.ss)	6/07/2014 (m.s.ss)	Duke Trophy 27/07/2014 (m.s.ss)	14/09/2014 (m.s.ss)	WA States 23/09/2014 (m.s.ss)	Nationals 4/10/2014 (m.s.ss)	Best Time (s.ss)
1/2 Lap Standing Start	Mark Chong (701)		0:7.38									7.380
1/2 Lap Standing Start	Thomas Pilote (709)		0:7.69									7.690
1/2 Lap Standing Start	Laurent Pilote (708)		0:8.22									8.220
1/2 Lap Standing Start	Ben Kirker (722)		0:8.75									8.750
1/2 Lap Standing Start	Jonathan Tham		0:9.67									9.670
1/2 Lap Standing Start	Ashley Anderson (703)		0:10.07									10.070
1/2 Lap Standing Start	Chanel Yardley (720)		0:10.09									10.090
1/2 Lap Standing Start	Sandy Anderson (704)		0:10.30									10.300
1/2 Lap Standing Start	Ethan Thai (707)		0:10.88									10.880
1/2 Lap Standing Start	Alana Robertson (705)		0:11.06									11.060
1/2 Lap Standing Start	Jaxon O'Connor		0:12.59									12.590



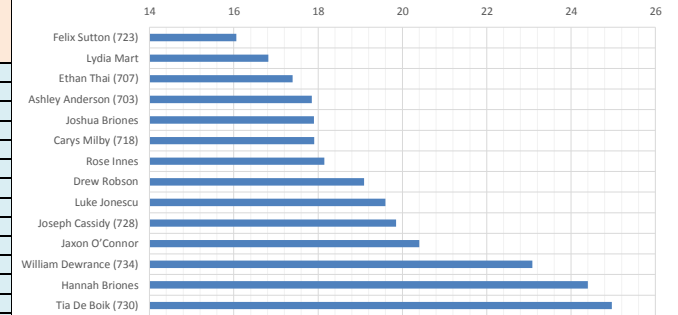
Western Flames Ice Racing Club
2014 WA Times History - Distance/Time Rankings



Ranking Rule: Best Time (ever, club/Australia)

Colour Key:
National Record
(for Division in Australia)
Personal Best (ever)
Did not compete or finish
Result Data Not Available

Distance	Competitor	2011 Best (m.s.ss)	2012 Best (m.s.ss)	2013 Best (m.s.ss)	9/03/2014 (m.s.ss)	11/05/2014 (m.s.ss)	6/07/2014 (m.s.ss)	Duke Trophy 27/07/2014 (m.s.ss)	14/09/2014 (m.s.ss)	WA States 23/09/2014 (m.s.ss)	Nationals 4/10/2014 (m.s.ss)	Best Time (s.ss)
111 m	Felix Sutton (723)		0:20.22	0:16.060								16.060
111 m	Lydia Mart			0:16.82								16.820
111 m	Ethan Thai (707)	0:19.32	0:17.396									17.396
111 m	Ashley Anderson (703)	0:17.85										17.850
111 m	Joshua Briones			0:22.46					0:17.90			17.900
111 m	Carys Milby (718)	0:17.905										17.905
111 m	Rose Innes			0:18.15								18.150
111 m	Drew Robson		0:19.09									19.090
111 m	Luke Jonescu							0:20.80	0:19.60	0:19.60		19.600
111 m	Joseph Cassidy (728)			0:25.53		0:23.89				0:19.85		19.850
111 m	Jaxon O'Connor		0:20.40									20.400
111 m	William Dewrance (734)									0:23.08		23.080
111 m	Hannah Briones			0:32.04		0:25.04			0:24.40			24.400
111 m	Tia De Boik (730)					0:26.01			0:24.97	0:25.10		24.970

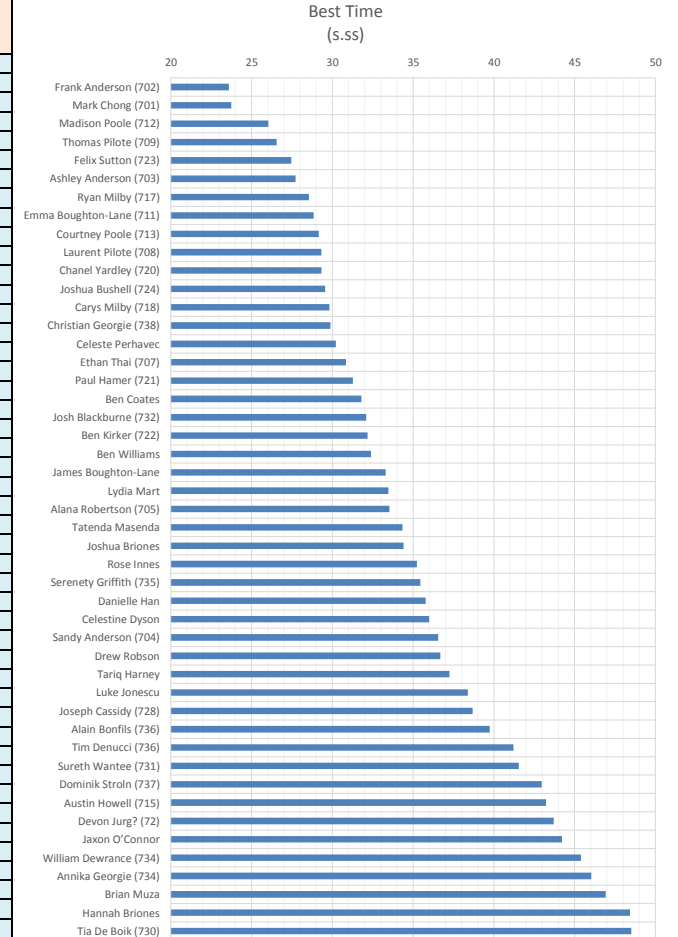


Western Flames Ice Racing Club
2014 WA Times History - Distance/Time Rankings



Ranking Rule: Best Time (ever, club/Australia)
Colour Key: National Record (for Division in Australia)
Personal Best (ever)
Did not compete or finish
Result Data Not Available

Distance	Competitor	2011 Best (m.s.ss)	2012 Best (m.s.ss)	2013 Best (m.s.ss)	9/03/2014 (m.s.ss)	11/05/2014 (m.s.ss)	6/07/2014 (m.s.ss)	Duke Trophy 27/07/2014 (m.s.ss)	14/09/2014 (m.s.ss)	WA States 23/09/2014 (m.s.ss)	Nationals 4/10/2014 (m.s.ss)	Best Time (s.ss)
222 m	Frank Anderson (702)	0:23.59										23.590
222 m	Mark Chong (701)	0:23.75										23.750
222 m	Madison Poole (712)	0:26.034										26.034
222 m	Thomas Pilote (709)	0:26.56										26.560
222 m	Felix Sutton (723)		0:38.08	0:29.77				0:28.035		0:29.94	0:27.468	27.468
222 m	Ashley Anderson (703)	0:33.82	0:29.47	0:28.030				0:27.718		0:29.09		27.718
222 m	Ryan Milby (717)	0:28.555										28.555
222 m	Emma Boughton-Lane (711)	0:28.84										28.840
222 m	Courtney Poole (713)	0:29.16										29.160
222 m	Laurent Pilote (708)	0:29.32										29.320
222 m	Chanel Yardley (720)		0:30.13	0:29.32								29.320
222 m	Joshua Bushell (724)			0:29.56								29.560
222 m	Carys Milby (718)	0:34.65	0:30.57	0:29.820								29.820
222 m	Christian Georgie (738)				0:43.78					0:29.89		29.890
222 m	Celeste Perhavec	0:30.22										30.220
222 m	Ethan Thai (707)	0:36.47	0:30.84									30.840
222 m	Paul Hamer (721)			0:31.28								31.280
222 m	Ben Coates	0:31.81	0:35.70									31.810
222 m	Josh Blackburne (732)							0:32.841		0:32.10		32.100
222 m	Ben Kirker (722)		0:32.19									32.190
222 m	Ben Williams	0:32.40										32.400
222 m	James Boughton-Lane	0:33.31										33.310
222 m	Lydia Mart			0:33.47								33.470
222 m	Alana Robertson (705)		0:36.17	0:33.53								33.530
222 m	Tatenda Masenda			0:34.34								34.340
222 m	Joshua Briones			0:46.66		0:35.10	0:36.36		0:34.41			34.410
222 m	Rose Innes			0:35.24								35.240
222 m	Serenety Griffith (735)				0:42.91	0:36.37	0:35.45					35.450
222 m	Danielle Han	0:40.69	0:35.78									35.780
222 m	Celestine Dyson	0:36.69	0:35.99									35.990
222 m	Sandy Anderson (704)	0:36.75	0:37.68				0:36.56					36.560
222 m	Drew Robson		0:36.69									36.690
222 m	Tariq Harney		0:37.25									37.250
222 m	Luke Jonescu						0:46.94		0:42.35	0:38.39		38.390
222 m	Joseph Cassidy (728)			0:48.63	0:47.00	0:47.88	0:44.77			0:38.68		38.680
222 m	Alain Bonfils (736)						0:39.74					39.740
222 m	Tim Denucci (736)				0:41.21							41.210
222 m	Sureth Wantee (731)				0:43.40	0:41.54						41.540
222 m	Dominik Strohn (737)				0:42.96							42.960
222 m	Austin Howell (715)			0:43.22								43.220
222 m	Devon Jurg? (72)				0:43.71							43.710
222 m	Jaxon O'Connor		0:44.21	0:46.92								44.210
222 m	William Dewrance (734)									0:45.39		45.390
222 m	Annika Georgie (734)				0:46.03							46.030
222 m	Brian Muza			0:46.92								46.920
222 m	Hannah Briones			1:03.09		0:50.44	0:49.09		0:48.42			48.420
222 m	Tia De Boik (730)					0:50.46	0:51.15		0:48.51	0:49.00		48.510

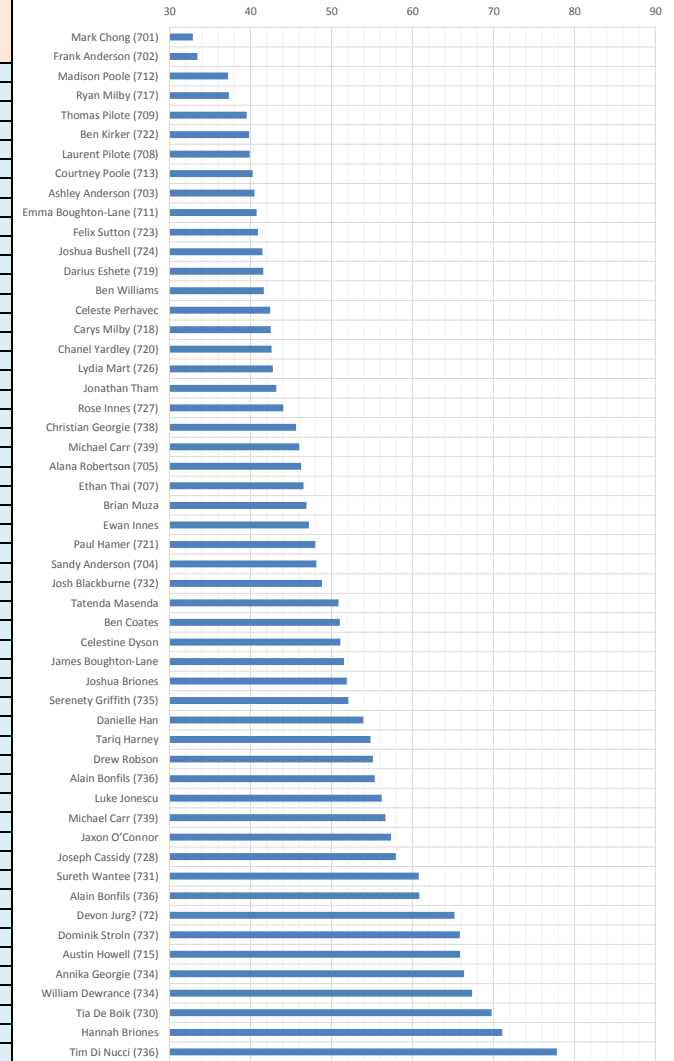


Western Flames Ice Racing Club
2014 WA Times History - Distance/Time Rankings



Ranking Rule: Best Time (ever, club/Australia)
Colour Key: National Record (for Division in Australia)
Personal Best (ever)
Did not compete or finish
Result Data Not Available

Distance	Competitor	2011 Best (m.s.ss)	2012 Best (m.s.ss)	2013 Best (m.s.ss)	9/03/2014 (m.s.ss)	11/05/2014 (m.s.ss)	6/07/2014 (m.s.ss)	Duke Trophy 27/07/2014 (m.s.ss)	14/09/2014 (m.s.ss)	WA States 23/09/2014 (m.s.ss)	Nationals 4/10/2014 (m.s.ss)	Best Time (s.ss)
333 m	Mark Chong (701)	0:32.90										32.900
333 m	Frank Anderson (702)	0:33.46										33.460
333 m	Madison Poole (712)	0:37.246	0:38.67									37.246
333 m	Ryan Milby (717)	0:41.274	0:38.17	0:37.330								37.330
333 m	Thomas Pilote (709)	0:39.53										39.530
333 m	Ben Kirker (722)		0:39.83									39.830
333 m	Laurent Pilote (708)	0:39.91										39.910
333 m	Courtney Poole (713)	0:40.26	0:41.32									40.260
333 m	Ashley Anderson (703)	0:59.35	0:44.02	0:40.500	0:42.92	0:42.63	0:43.10	0:41.91		0:43.69		40.500
333 m	Emma Boughton-Lane (711)	0:40.74	0:41.41	0:41.95								40.740
333 m	Felix Sutton (723)		0:58.06	0:44.19	0:46.41	0:44.62	0:42.42	0:41.890	0:45.54	0:43.27	0:40.924	40.924
333 m	Joshua Bushell (724)			0:41.47								41.470
333 m	Darius Eshete (719)		0:41.58									41.580
333 m	Ben Williams	0:41.63	0:41.69									41.630
333 m	Celeste Perhavec	0:42.44										42.440
333 m	Carys Milby (718)	0:51.478	0:45.467	0:44.48	0:42.51	0:43.87						42.510
333 m	Chanel Yardley (720)		0:43.75	0:42.59	0:43.78	0:44.19	0:42.96		0:43.42	0:44.27		42.590
333 m	Lydia Mart (726)		0:50.63	0:44.88	0:44.88	0:43.98	0:42.77			0:45.85		42.770
333 m	Jonathan Tham		0:43.2									43.200
333 m	Rose Innes (727)			0:54.68	0:47.11	0:47.47		0:46.18	0:44.05			44.050
333 m	Christian Georgie (738)				1:07.27	0:53.09				0:45.63		45.630
333 m	Michael Carr (739)							0:49.00	0:46.03			46.030
333 m	Alana Robertson (705)		0:54.3	0:46.25								46.250
333 m	Ethan Thai (707)	0:53.75	0:46.545	0:48.81								46.545
333 m	Brian Muza			0:46.92								46.920
333 m	Ewan Innes								0:47.22			47.220
333 m	Paul Hamer (721)			0:48.01								48.010
333 m	Sandy Anderson (704)	0:55.15	0:48.13	0:48.96			0:51.65		0:52.32	0:51.34		48.130
333 m	Josh Blackburne (732)							0:49.725		0:48.81		48.810
333 m	Tatenda Masenda			0:50.86								50.860
333 m	Ben Coates	0:54.83	0:51.03									51.030
333 m	Celestine Dyson	0:51.09	0:51.91									51.090
333 m	James Boughton-Lane	0:51.56										51.560
333 m	Joshua Briones			1:09.39		0:53.69	0:53.73		0:51.90			51.900
333 m	Serenety Griffith (735)				1:05.31	0:54.19	0:52.09					52.090
333 m	Danielle Han	0:59.25	0:53.94									53.940
333 m	Tariq Harney		0:54.81									54.810
333 m	Drew Robson		0:55.13									55.130
333 m	Alain Bonfils (736)						0:59.79			0:55.33		55.330
333 m	Luke Jonescu						1:10.81		1:00.96	0:56.20		56.200
333 m	Michael Carr (739)				0:56.65							56.650
333 m	Jaxon O'Connor		0:57.34									57.340
333 m	Joseph Cassidy (728)			1:17.78	1:11.92	1:08.84	1:04.20			0:57.95		57.950
333 m	Sureth Wantee (731)				1:06.20	1:00.78						60.780
333 m	Alain Bonfils (736)								1:00.83			60.830
333 m	Devon Jurg? (72)					1:05.20						65.200
333 m	Dominik Stroin (737)					1:05.85						65.850
333 m	Austin Howell (715)			1:05.87								65.870
333 m	Annika Georgie (734)				1:06.37							66.370
333 m	William Dewrance (734)									1:07.36		67.360
333 m	Tia De Boik (730)				1:21.29	1:11.91	1:13.17		1:09.78	1:11.46		69.780
333 m	Hannah Briones			1:35.97		1:16.10	1:11.08		1:11.87			71.080
333 m	Tim Di Nucci (736)				1:17.83							77.830



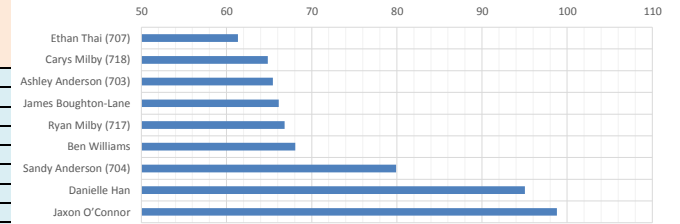
Western Flames Ice Racing Club
2014 WA Times History - Distance/Time Rankings



Ranking Rule: Best Time (ever, club/Australia)

Colour Key:
National Record
(for Division in Australia)
Personal Best (ever)
Did not compete or finish
Result Data Not Available

Distance	Competitor	2011 Best (m.s.ss)	2012 Best (m.s.ss)	2013 Best (m.s.ss)	9/03/2014 (m.s.ss)	11/05/2014 (m.s.ss)	6/07/2014 (m.s.ss)	Duke Trophy 27/07/2014 (m.s.ss)	14/09/2014 (m.s.ss)	WA States 23/09/2014 (m.s.ss)	Nationals 4/10/2014 (m.s.ss)	Best Time (s.ss)
444 m	Ethan Thai (707)	1:17.06	1:01.325									61.325
444 m	Carys Milby (718)	1:10.47	1:04.84									64.840
444 m	Ashley Anderson (703)	1:08.04	1:05.44									65.440
444 m	James Boughton-Lane	1:06.12										66.120
444 m	Ryan Milby (717)	1:06.81										66.810
444 m	Ben Williams	1:08.06										68.060
444 m	Sandy Anderson (704)	1:19.90										79.900
444 m	Danielle Han	1:35.03										95.030
444 m	Jaxon O'Connor		1:38.81									98.810

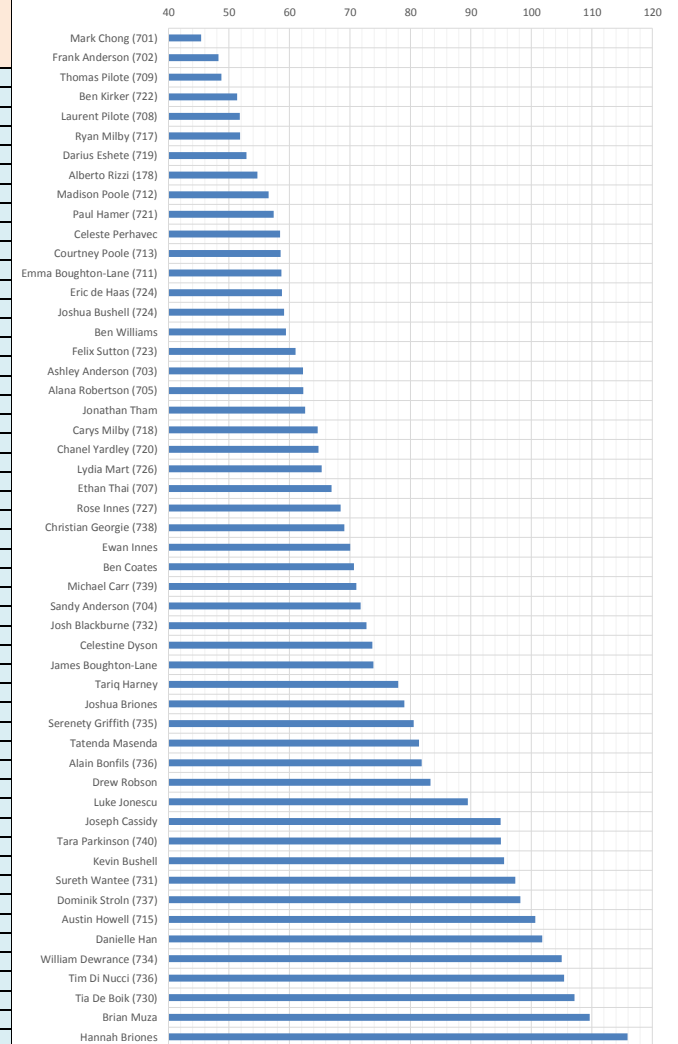


Western Flames Ice Racing Club
2014 WA Times History - Distance/Time Rankings



Ranking Rule: **Best Time** (ever, club/Australia)
Colour Key:
National Record
(for Division in Australia)
Personal Best (ever)
Did not compete or finish
Result Data Not Available

Distance	Competitor	2011 Best (m.s.ss)	2012 Best (m.s.ss)	2013 Best (m.s.ss)	9/03/2014 (m.s.ss)	11/05/2014 (m.s.ss)	6/07/2014 (m.s.ss)	Duke Trophy 27/07/2014 (m.s.ss)	14/09/2014 (m.s.ss)	WA States 23/09/2014 (m.s.ss)	Nationals 4/10/2014 (m.s.ss)	Best Time (s.ss)
500 m	Mark Chong (701)	0:49.00	0:45.384	0:47.060								45.384
500 m	Frank Anderson (702)	0:48.28	0:50.563	0:50.58	0:51.01	0:50.29		0:51.19	0:51.97	0:52.91	0:53.901	48.280
500 m	Thomas Pilote (709)	0:53.92	0:49.488	0:49.820	1:03.95	0:50.59	0:48.90	0:48.768	0:49.30	0:49.58	0:49.296	48.768
500 m	Ben Kirker (722)		0:57.76	0:53.23	0:52.30	0:53.53	0:51.34	0:52.483	0:52.37	0:53.95	0:52.507	51.340
500 m	Laurent Pilote (708)	0:53.849	0:51.81	0:55.06								51.810
500 m	Ryan Milby (717)	1:00.57	0:57.37	0:53.360	1:01.16	0:51.84						51.840
500 m	Darius Eshete (719)		0:55.75	0:55.380							0:52.905	52.905
500 m	Alberto Rizzi (178)				1:11.75	1:02.06				1:01.14	0:54.708	54.708
500 m	Madison Poole (712)	0:56.533	0:57.72	0:58.18								56.533
500 m	Paul Hamer (721)			1:04.52	1:01.53	1:00.62	0:57.40	0:58.148	1:01.23			57.400
500 m	Celeste Perhavec	0:58.459	0:59.85									58.459
500 m	Courtney Poole (713)	0:58.543	1:01.19	0:59.53								58.543
500 m	Emma Boughton-Lane (711)	0:58.68	0:59.561	1:00.62								58.680
500 m	Eric de Haas (724)			1:04.55	1:04.43	1:02.31	0:59.73	0:58.779	1:00.97	1:01.77		58.779
500 m	Joshua Bushell (724)			0:59.11								59.110
500 m	Ben Williams	1:07.26	1:01.73	0:59.43								59.430
500 m	Felix Sutton (723)		1:45.24	1:07.43	1:07.98	1:05.79	1:06.25	1:06.246		1:04.74	1:01.018	61.018
500 m	Ashley Anderson (703)	1:45.65	1:05.687	1:02.250	1:07.16	1:04.28	1:04.87	1:05.407		1:04.96		62.250
500 m	Alana Robertson (705)		1:19.23	1:05.780	1:03.20	1:02.29						62.290
500 m	Jonathan Tham		1:02.60									62.600
500 m	Carys Milby (718)	1:41.66	1:07.44	1:06.290	1:06.60	1:04.68						64.680
500 m	Chanel Yardley (720)		1:04.86	1:04.82	1:07.91	1:05.57	1:05.05			1:05.33		64.820
500 m	Lydia Mart (726)		1:14.47	1:08.45	1:06.03	1:05.32				1:08.00		65.320
500 m	Ethan Thai (707)	1:25.40	1:06.94	1:13.58								66.940
500 m	Rose Innes (727)			1:14.79	1:10.81	1:10.34				1:08.45		68.450
500 m	Christian Georgie (738)				1:26.72	1:21.11				1:09.08		69.080
500 m	Ewan Innes								1:10.04			70.040
500 m	Ben Coates	1:10.66										70.660
500 m	Michael Carr (739)				1:19.91	1:14.39			1:11.08	1:14.26		71.080
500 m	Sandy Anderson (704)	1:37.05	1:12.88	1:11.76	1:15.70		1:27.03		1:16.63	1:15.30		71.760
500 m	Josh Blackburne (732)				1:26.21			1:18.982		1:12.75		71.760
500 m	Celestine Dyson	1:13.69										73.690
500 m	James Boughton-Lane	1:17.26	1:13.90									73.900
500 m	Tariq Harnay		1:17.99									77.990
500 m	Joshua Briones			1:47.93		1:26.00	1:18.98					78.980
500 m	Serenety Griffith (735)				1:35.50	1:22.09	1:20.55					80.550
500 m	Tatenda Masenda			1:21.42								81.420
500 m	Alain Bonfils (736)						1:37.11		1:29.74	1:21.85		81.850
500 m	Drew Robson		1:23.31									83.310
500 m	Luke Jonescu						1:45.57			1:29.51		89.510
500 m	Joseph Cassidy			1:53.90	1:45.77		1:46.82			1:34.90		94.900
500 m	Tara Parkinson (740)				1:34.97							94.970
500 m	Kevin Bushell			1:35.49								95.490
500 m	Sureth Wantee (731)				1:59.29	1:37.34						97.340
500 m	Dominik Strojn (737)				1:38.18							98.180
500 m	Austin Howell (715)			1:40.65								100.650
500 m	Danielle Han	1:41.78										101.780
500 m	William Dewrance (734)									1:45.03		105.030
500 m	Tim Di Nucci (736)				1:45.40							105.400
500 m	Tia De Boik (730)						1:47.15			1:54.28		107.150
500 m	Brian Muza			1:49.64								109.640
500 m	Hannah Briones			2:27.52			1:55.92					115.920

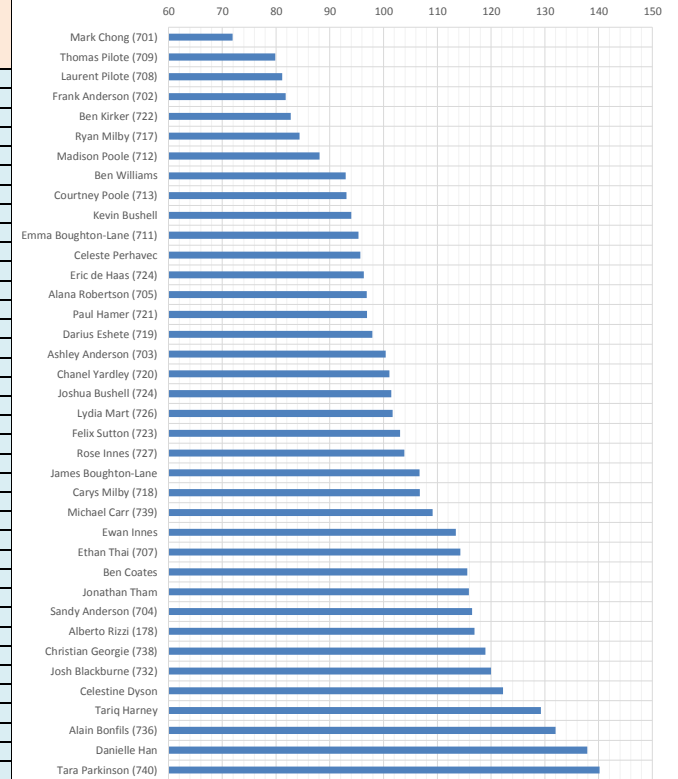


Western Flames Ice Racing Club
2014 WA Times History - Distance/Time Rankings



Ranking Rule: Best Time (ever, club/Australia)
Colour Key: National Record (for Division in Australia)
Personal Best (ever)
Did not compete or finish
Result Data Not Available

Distance	Competitor	2011 Best (m.s.ss)	2012 Best (m.s.ss)	2013 Best (m.s.ss)	9/03/2014 (m.s.ss)	11/05/2014 (m.s.ss)	6/07/2014 (m.s.ss)	Duke Trophy 27/07/2014 (m.s.ss)	14/09/2014 (m.s.ss)	WA States 23/09/2014 (m.s.ss)	Nationals 4/10/2014 (m.s.ss)	Best Time (s.ss)
777 m	Mark Chong (701)	1:18.31	1:11.912									71.912
777 m	Thomas Pilote (709)	1:29.042	1:20.81	1:21.68	1:19.84							79.840
777 m	Laurent Pilote (708)	1:36.72	1:21.15									81.150
777 m	Frank Anderson (702)	1:24.34	1:21.81	1:26.69	1:22.41			1:30.159				81.810
777 m	Ben Kirker (722)		1:34.88	1:26.89	1:22.74							82.740
777 m	Ryan Milby (717)	1:38.991	1:32.780	1:24.370	1:29.20							84.370
777 m	Madison Poole (712)	1:28.119	1:32.84	1:32.86								88.119
777 m	Ben Williams	1:36.00	1:35.51	1:32.98								92.980
777 m	Courtney Poole (713)	1:33.816	1:33.10	1:35.70								93.100
777 m	Kevin Bushell			1:34.01								94.010
777 m	Emma Boughton-Lane (711)	1:37.09	1:37.57	1:35.34								95.340
777 m	Celeste Perhavec	1:47.44	1:35.69									95.690
777 m	Eric de Haas (724)				1:41.53			1:36.308				96.308
777 m	Alana Robertson (705)		2:25.71	1:49.86	1:36.90							96.900
777 m	Paul Hamer (721)				1:37.52			1:36.912				96.912
777 m	Darius Eshete (719)		1:37.94									97.940
777 m	Ashley Anderson (703)		1:46.946	1:40.400	1:43.68	1:50.45	2:21.74	1:42.123		1:51.03		100.400
777 m	Chanel Yardley (720)		1:44.07	1:41.69	1:41.76	1:41.10	1:41.68		1:42.87	1:41.34		101.100
777 m	Joshua Bushell (724)			1:41.45								101.450
777 m	Lydia Mart (726)				1:49.26	1:41.68	1:42.18			1:47.23		101.680
777 m	Felix Sutton (723)				1:45.57	1:50.17	1:47.65	1:43.803	1:43.10	1:49.50		103.100
777 m	Rose Innes (727)				1:50.24	1:47.41			1:46.80	1:43.87		103.870
777 m	James Boughton-Lane		1:46.70									106.700
777 m	Carys Milby (718)		1:46.75	1:52.16		1:50.81						106.750
777 m	Michael Carr (739)								1:55.72	1:49.11		109.110
777 m	Ewan Innes								1:53.44			113.440
777 m	Ethan Thai (707)		1:54.27	2:05.98								114.270
777 m	Ben Coates	1:55.59	1:57.88									115.590
777 m	Jonathan Tham		1:55.86									115.860
777 m	Sandy Anderson (704)		1:57.89	1:56.48	1:59.04				2:03.95	2:03.97		116.480
777 m	Alberto Rizzi (178)				1:56.91							116.910
777 m	Christian Georgie (738)									1:58.95		118.950
777 m	Josh Blackburne (732)							2:01.278		2:00.00		120.000
777 m	Celestine Dyson	2:02.22	2:05.31									122.220
777 m	Tariq Harney		2:09.25									129.250
777 m	Alain Bonfils (736)								2:26.73	2:11.98		131.980
777 m	Danielle Han		2:17.92									137.920
777 m	Tara Parkinson (740)				2:20.21							140.210

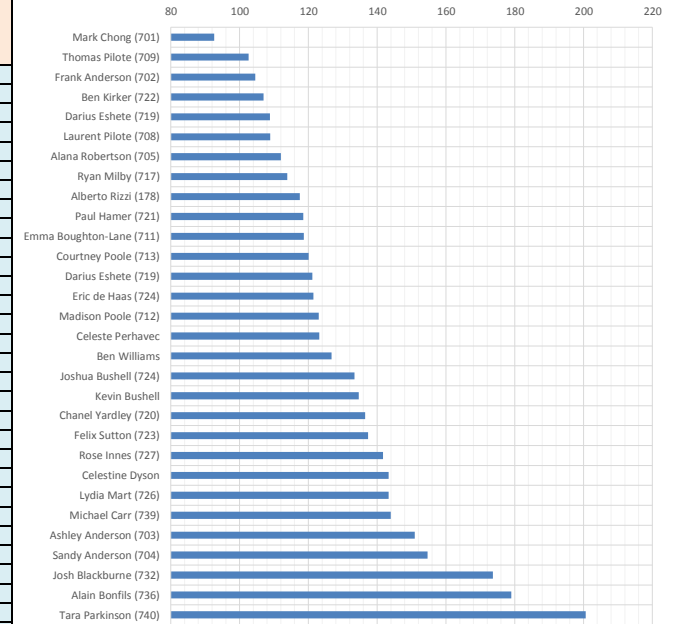


Western Flames Ice Racing Club
2014 WA Times History - Distance/Time Rankings



Ranking Rule: Best Time (ever, club/Australia)
Colour Key:
National Record (for Division in Australia)
Personal Best (ever)
Did not compete or finish
Result Data Not Available

Distance	Competitor	2011 Best (m.s.ss)	2012 Best (m.s.ss)	2013 Best (m.s.ss)	9/03/2014 (m.s.ss)	11/05/2014 (m.s.ss)	6/07/2014 (m.s.ss)	Duke Trophy 27/07/2014 (m.s.ss)	14/09/2014 (m.s.ss)	WA States 23/09/2014 (m.s.ss)	Nationals 4/10/2014 (m.s.ss)	Best Time (s.ss)
1000 m	Mark Chong (701)	1:46.91	1:40.621	1:32.650								92.650
1000 m	Thomas Pilote (709)	1:57.98	1:42.623	1:46.26	1:46.71	1:48.60	1:43.56	1:49.209		1:47.26	1:45.885	102.623
1000 m	Frank Anderson (702)	1:47.72	1:47.41	1:44.530	1:50.22	1:51.34	1:50.30	1:58.372		1:55.25	1:48.980	104.530
1000 m	Ben Kirker (722)		2:01.67	1:52.400	1:50.61	1:49.00	1:51.38	1:55.974			1:46.983	106.983
1000 m	Darius Eshete (719)			1:52.200							1:48.823	108.823
1000 m	Laurent Pilote (708)	1:54.59	1:48.896	1:51.98								108.896
1000 m	Alana Robertson (705)		2:53.13	2:18.410	1:52.03	2:08.34						112.030
1000 m	Ryan Milby (717)		2:01.705	1:56.56	1:53.90	2:00.13						113.900
1000 m	Alberto Rizzi (178)				2:30.69	2:09.71				1:57.54	1:59.364	117.540
1000 m	Paul Hamer (721)			2:12.21	2:07.07	2:06.81	1:58.56	2:11.779	2:04.83			118.560
1000 m	Emma Boughton-Lane (711)	1:58.678	2:04.402	2:12.88								118.678
1000 m	Courtney Poole (713)	2:00.077	2:19.09	2:07.25								120.077
1000 m	Darius Eshete (719)		2:01.16									121.160
1000 m	Eric de Haas (724)			2:13.54	2:06.31	2:08.09	2:01.48	2:03.830	2:06.28	2:02.10		121.480
1000 m	Madison Poole (712)	2:03.03	2:06.84	2:03.50								123.030
1000 m	Celeste Perhavec	2:03.21	2:12.34									123.210
1000 m	Ben Williams	2:10.19	2:09.44	2:06.77								126.770
1000 m	Joshua Bushell (724)			2:13.44								133.440
1000 m	Kevin Bushell			2:14.65								134.650
1000 m	Chanel Yardley (720)			2:16.48						2:21.46		136.480
1000 m	Felix Sutton (723)							2:17.327				137.327
1000 m	Rose Innes (727)									2:21.74		141.740
1000 m	Celestine Dyson	2:23.32										143.320
1000 m	Lydia Mart (726)									2:23.37		143.370
1000 m	Michael Carr (739)					2:34.10				2:23.95		143.950
1000 m	Ashley Anderson (703)							2:30.905				150.905
1000 m	Sandy Anderson (704)		2:35.87		2:34.69					2:47.13		154.690
1000 m	Josh Blackburne (732)							2:53.629				173.629
1000 m	Alain Bonfils (736)									2:59.02		179.020
1000 m	Tara Parkinson (740)				3:20.65							200.650

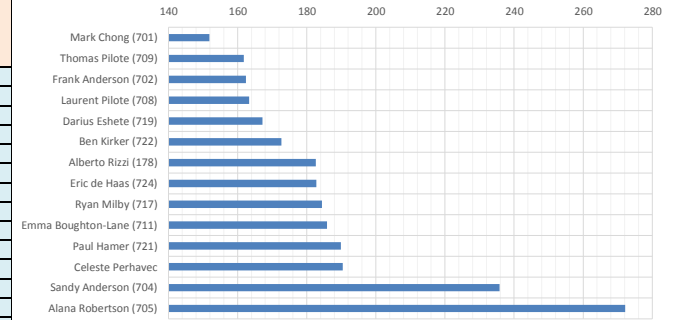


Western Flames Ice Racing Club
2014 WA Times History - Distance/Time Rankings



Ranking Rule: Best Time (ever, club/Australia)
Colour Key: National Record (for Division in Australia)
Personal Best (ever)
Did not compete or finish
Result Data Not Available

Distance	Competitor	2011 Best (m.s.ss)	2012 Best (m.s.ss)	2013 Best (m.s.ss)	9/03/2014 (m.s.ss)	11/05/2014 (m.s.ss)	6/07/2014 (m.s.ss)	Duke Trophy 27/07/2014 (m.s.ss)	14/09/2014 (m.s.ss)	WA States 23/09/2014 (m.s.ss)	Nationals 4/10/2014 (m.s.ss)	Best Time (s.ss)
1500 m	Mark Chong (701)		2:31.80	2:43.70								151.800
1500 m	Thomas Pilote (709)	2:54.096	2:41.78	2:48.93			2:52.22	2:51.06	2:49.70	2:47.98	2:46.300	161.780
1500 m	Frank Anderson (702)	2:42.697	2:44.94	2:42.420			2:56.88	3:01.520	3:06.46	3:00.36	3:02.525	162.420
1500 m	Laurent Pilote (708)	2:55.792	2:43.36	2:51.80								163.360
1500 m	Darius Eshete (719)		3:03.78	2:52.930							2:47.165	167.165
1500 m	Ben Kirker (722)			2:53.05		2:53.12	2:53.44	2:52.64	2:53.86	2:56.301		172.640
1500 m	Alberto Rizzi (178)								3:10.91	3:02.60	3:08.813	182.600
1500 m	Eric de Haas (724)			3:29.74		3:05.30	3:17.035	3:12.20	3:02.75			182.750
1500 m	Ryan Milby (717)			3:04.40								184.400
1500 m	Emma Boughton-Lane (711)	3:05.84	3:10.588									185.840
1500 m	Paul Hamer (721)			3:30.29			3:12.131	3:09.89				189.890
1500 m	Celeste Perhavec	3:10.453										190.453
1500 m	Sandy Anderson (704)		3:55.76									235.760
1500 m	Alana Robertson (705)		4:32.12									272.120



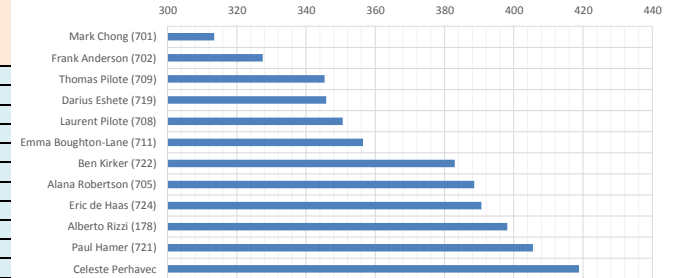
Western Flames Ice Racing Club
2014 WA Times History - Distance/Time Rankings



Ranking Rule: Best Time (ever, club/Australia)

Colour Key:
National Record
(for Division in Australia)
Personal Best (ever)
Did not compete or finish
Result Data Not Available

Distance	Competitor	2011 Best (m.s.ss)	2012 Best (m.s.ss)	2013 Best (m.s.ss)	9/03/2014 (m.s.ss)	11/05/2014 (m.s.ss)	6/07/2014 (m.s.ss)	Duke Trophy 27/07/2014 (m.s.ss)	14/09/2014 (m.s.ss)	WA States 23/09/2014 (m.s.ss)	Nationals 4/10/2014 (m.s.ss)	Best Time (s.ss)
3000 m	Mark Chong (701)		5:13.513	5:15.200								313.513
3000 m	Frank Anderson (702)	5:27.531	5:47.437	6:00.820				6:24.359		6:41.23	6:27.358	327.531
3000 m	Thomas Pilote (709)	6:24.81	5:53.276	5:45.390				6:21.15		6:25.70	6:17.903	345.390
3000 m	Darius Eshete (719)			5:45.820							6:01.196	345.820
3000 m	Laurent Pilote (708)	6:10.781	5:50.596									350.596
3000 m	Emma Boughton-Lane (711)	6:53.045	5:56.445									356.445
3000 m	Ben Kirker (722)			6:22.95						7:42.62	6:33.835	382.950
3000 m	Alana Robertson (705)			6:28.600								388.600
1500 m	Eric de Haas (724)							6:32.261		6:30.64		390.640
3000 m	Alberto Rizzi (178)									6:46.95	6:38.152	398.152
1500 m	Paul Hamer (721)							6:45.483				405.483
3000 m	Celeste Perhavec	6:58.82										418.820



Western Flames Ice Racing Club
2014 WA Times History - Distance/Time Rankings



Ranking Rule: Best Time (ever, club/Australia)

Colour Key:
National Record
(for Division in Australia)
Personal Best (ever)
Did not compete or finish
Result Data Not Available

Distance	Competitor	2011 Best (m.s.ss)	2012 Best (m.s.ss)	2013 Best (m.s.ss)	9/03/2014 (m.s.ss)	11/05/2014 (m.s.ss)	6/07/2014 (m.s.ss)	Duke Trophy 27/07/2014 (m.s.ss)	14/09/2014 (m.s.ss)	WA States 23/09/2014 (m.s.ss)	Nationals 4/10/2014 (m.s.ss)	Best Time (s.ss)
3000 m Relay	Thomas Pilote (709) Laurent Pilote (708) Darius Eshete (719) Ben Kirker (722)		5:48.06									348.060
3000 m Relay	Emma Boughton-Lane (711) Madison Poole (712) Courtney Poole (713) Celeste Perhavec	5:53.47										353.470
3000 m Relay	Madison Poole (712) Courtney Poole (713) Chanel Yardley (720) Ryan Milby (717)		6:15.41									375.410
3000 m Relay	Madison Poole (712) Ryan Milby (717) Ashley Anderson (703) Carys Milby (718)	6:39.91										399.910
3000 m Relay	Ryan Milby (717) Ben Williams Ethan Thai (707) Ashley Anderson (703)		6:46.42									406.420
3000 m Relay	Madison Poole (712) Courtney Poole (713) Chanel Yardley (720) Carys Milby (718)		7:18.37									438.370
2000 m Relay	Vicko Poon(vacant position skater), Felix Sutton,Joshua Blackburne, Ashley Anderson							4:36.081				276.081
3000 m Relay	Ben Kirker, Thomas Pilote, Frank Anderson, Paul Hamer							5:13.451				313.451
Distance	Competitor	2011 Best (m.s.ss)	2012 Best (m.s.ss)	2013 Best (m.s.ss)	9/03/2014 (m.s.ss)	D2/2014 (m.s.ss)	D3/2014 (m.s.ss)	Duke Trophy 27/07/2014 (m.s.ss)	14/09/2014 (m.s.ss)	WA States 23/09/2014 (m.s.ss)	Nationals 4/10/2014 (m.s.ss)	Best Time (s.ss)
5000 m Relay	Mark Chong (701) Frank Anderson (702) Thomas Pilote (709) Ben Kirker (722)			8:20.041								500.041
5000 m Relay	Ben Kirker, Thomas Pilote, Frank Anderson, Paul Hamer							9:37.971				577.971