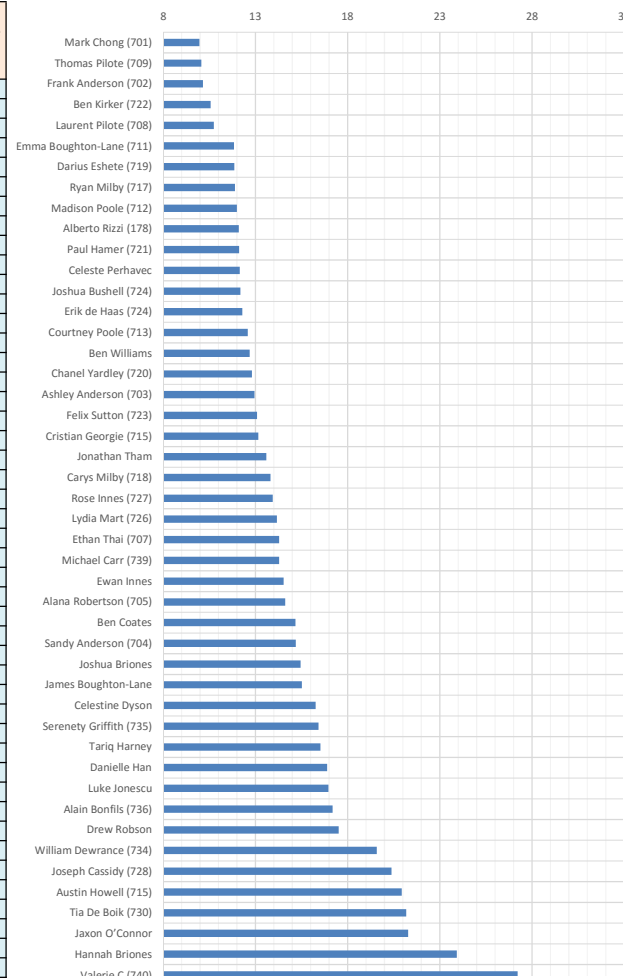


Western Flames Ice Racing Club
2015 WA Times History - Distance/Time Rankings



Ranking Rule: **Best Time** (ever, club/Australia)
Colour Key: **National Record** (Australia)
Personal Best (ever)
Result Data Not Available

Distance	Competitor	2011 Best (m.s.ss)	2012 Best (m.s.ss)	2013 Best (m.s.ss)	2014 Best (m.s.ss)	29/03/15 (m.s.ss)	17/05/15 (m.s.ss)	5/07/15 (m.s.ss)	13/9/15 (m.s.ss)	25-26/9/15 Nationals (m.s.ss)	22/11/15 WA States (m.s.ss)	R7 (m.s.ss)	Best Time (s.ss)
1 Lap Flying Start	Mark Chong (701)	0:10.765	0:9.97	0:10.22									9.970
1 Lap Flying Start	Thomas Pilote (709)	0:11.56	0:10.58	0:10.28	0:10.08								10.080
1 Lap Flying Start	Frank Anderson (702)	0:10.45	0:10.28	0:10.17	0:10.28								10.170
1 Lap Flying Start	Ben Kirker (722)		0:12.63	0:11.38	0:10.57								10.570
1 Lap Flying Start	Laurent Pilote (708)	0:11.83	0:10.76										10.760
1 Lap Flying Start	Emma Boughton-Lane (711)	0:11.97	0:11.85	0:12.30									11.850
1 Lap Flying Start	Darius Eshete (719)		0:13.15	0:12.20		0:11.86							11.860
1 Lap Flying Start	Ryan Milby (717)	0:14.34	0:12.25	0:11.90									11.900
1 Lap Flying Start	Madison Poole (712)	0:12.0	0:12.62										12.000
1 Lap Flying Start	Alberto Rizzi (178)				0:12.10								12.100
1 Lap Flying Start	Paul Hamer (721)			0:15.54	0:12.74	0:12.13							12.130
1 Lap Flying Start	Celeste Perhavec	0:12.16	0:14.75										12.160
1 Lap Flying Start	Joshua Bushell (724)			0:12.19									12.190
1 Lap Flying Start	Erik de Haas (724)				0:12.47		0:12.29						12.290
1 Lap Flying Start	Courtney Poole (713)	0:12.59	0:12.87										12.590
1 Lap Flying Start	Ben Williams	0:15.6	0:12.69										12.690
1 Lap Flying Start	Chanel Yardley (720)		0:14.78	0:13.52	0:13.25		0:12.82						12.820
1 Lap Flying Start	Ashley Anderson (703)	0:18.25	0:13.97	0:12.96	0:13.75								12.960
1 Lap Flying Start	Felix Sutton (723)			0:13.96	0:13.47		0:13.10						13.100
1 Lap Flying Start	Cristian Georgie (715)						0:13.16						13.160
1 Lap Flying Start	Jonathan Tham		0:13.60										13.600
1 Lap Flying Start	Carys Milby (718)	0:18.15	0:14.47	0:13.83									13.830
1 Lap Flying Start	Rose Innes (727)			0:18.07	0:14.34		0:13.94						13.940
1 Lap Flying Start	Lydia Mart (726)			0:17.32	0:14.18								14.180
1 Lap Flying Start	Ethan Thai (707)	0:16.09	0:14.29	0:14.33									14.290
1 Lap Flying Start	Michael Carr (739)				0:15.00		0:14.30						14.300
1 Lap Flying Start	Ewan Innes				0:14.93		0:14.54						14.540
1 Lap Flying Start	Alana Robertson (705)		0:17.56	0:14.63									14.630
1 Lap Flying Start	Ben Coates		0:15.17										15.170
1 Lap Flying Start	Sandy Anderson (704)	0:17.64	0:15.63	0:15.20	0:16.02								15.200
1 Lap Flying Start	Joshua Briones				0:15.45								15.450
1 Lap Flying Start	James Boughton-Lane	0:15.94	0:15.53										15.530
1 Lap Flying Start	Celestine Dyson		0:16.28										16.280
1 Lap Flying Start	Serenety Griffith (735)				0:16.42								16.420
1 Lap Flying Start	Tariq Harney		0:16.53										16.530
1 Lap Flying Start	Danielle Han	0:18.97	0:16.90										16.900
1 Lap Flying Start	Luke Jonescu				0:20.80		0:16.97						16.970
1 Lap Flying Start	Alain Bonfils (736)				0:18.88		0:17.20						17.200
1 Lap Flying Start	Drew Robson		0:17.53										17.530
1 Lap Flying Start	William Dewrance (734)						0:19.59						19.590
1 Lap Flying Start	Joseph Cassidy (728)			0:25.50	0:20.38								20.380
1 Lap Flying Start	Austin Howell (715)			0:20.94									20.940
1 Lap Flying Start	Tia De Boik (730)				0:23.03		0:21.19						21.190
1 Lap Flying Start	Jaxon O'Connor		0:21.28										21.280
1 Lap Flying Start	Hannah Briones				0:23.93								23.930
1 Lap Flying Start	Valerie C (740)						0:27.22						27.220

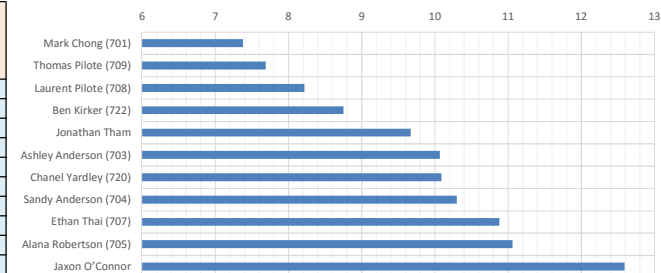


Western Flames Ice Racing Club
2015 WA Times History - Distance/Time Rankings



Ranking Rule: Best Time (ever, club/Australia)
Colour Key: National Record (Australia)
Personal Best (ever)
Result Data Not Available

Distance	Competitor	2011 Best (m.s.ss)	2012 Best (m.s.ss)	2013 Best (m.s.ss)	2014 Best (m.s.ss)	29/03/15 (m.s.ss)	17/05/15 (m.s.ss)	5/07/15 (m.s.ss)	13/9/15 (m.s.ss)	25-26/9/15 Nationals (m.s.ss)	22/11/15 WA States (m.s.ss)	R7 (m.s.ss)	Best Time (s.ss)
1/2 Lap Standing Start	Mark Chong (701)		0:7.38										7.380
1/2 Lap Standing Start	Thomas Pilote (709)		0:7.69										7.690
1/2 Lap Standing Start	Laurent Pilote (708)		0:8.22										8.220
1/2 Lap Standing Start	Ben Kirker (722)		0:8.75										8.750
1/2 Lap Standing Start	Jonathan Tham		0:9.67										9.670
1/2 Lap Standing Start	Ashley Anderson (703)		0:10.07										10.070
1/2 Lap Standing Start	Chanel Yardley (720)		0:10.09										10.090
1/2 Lap Standing Start	Sandy Anderson (704)		0:10.30										10.300
1/2 Lap Standing Start	Ethan Thai (707)		0:10.88										10.880
1/2 Lap Standing Start	Alana Robertson (705)		0:11.06										11.060
1/2 Lap Standing Start	Jaxon O'Connor		0:12.59										12.590

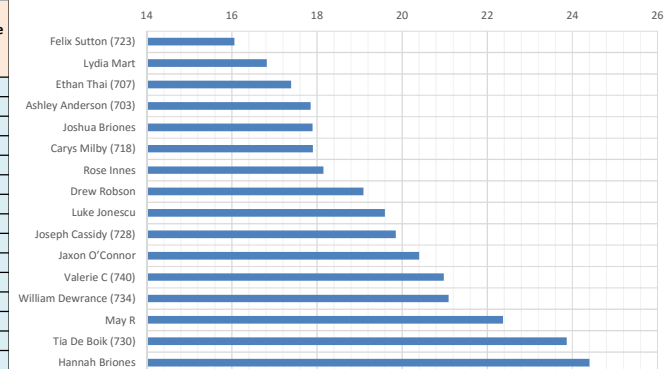


Western Flames Ice Racing Club
2015 WA Times History - Distance/Time Rankings



Ranking Rule: Best Time (ever, club/Australia)
Colour Key: National Record (Australia)
Personal Best (ever)
Result Data Not Available

Distance 111 m	Competitor	2011 Best (m.s.ss)	2012 Best (m.s.ss)	2013 Best (m.s.ss)	2014 Best (m.s.ss)	29/03/15 (m.s.ss)	17/05/15 (m.s.ss)	5/07/15 (m.s.ss)	13/9/15 (m.s.ss)	25-26/9/15 Nationals (m.s.ss)	22/11/15 WA States (m.s.ss)	R7 (m.s.ss)	Best Time (s.ss)
111 m	Felix Sutton (723)		0:20.22	0:16.060									16.060
111 m	Lydia Mart			0:16.82									16.820
111 m	Ethan Thai (707)	0:19.32	0:17.396										17.396
111 m	Ashley Anderson (703)	0:17.85											17.850
111 m	Joshua Briones			0:22.46	0:17.90								17.900
111 m	Carys Milby (718)	0:17.905											17.905
111 m	Rose Innes			0:18.15									18.150
111 m	Drew Robson		0:19.09										19.090
111 m	Luke Jonescu				0:19.60								19.600
111 m	Joseph Cassidy (728)			0:25.53	0:19.85								19.850
111 m	Jaxon O'Connor		0:20.40										20.400
111 m	Valerie C (740)							0:20.98					20.980
111 m	William Dewrance (734)					0:23.08		0:21.09					21.090
111 m	May R							0:22.37					22.370
111 m	Tia De Boik (730)					0:24.97		0:23.87					23.870
111 m	Hannah Briones			0:32.04	0:24.40								24.400

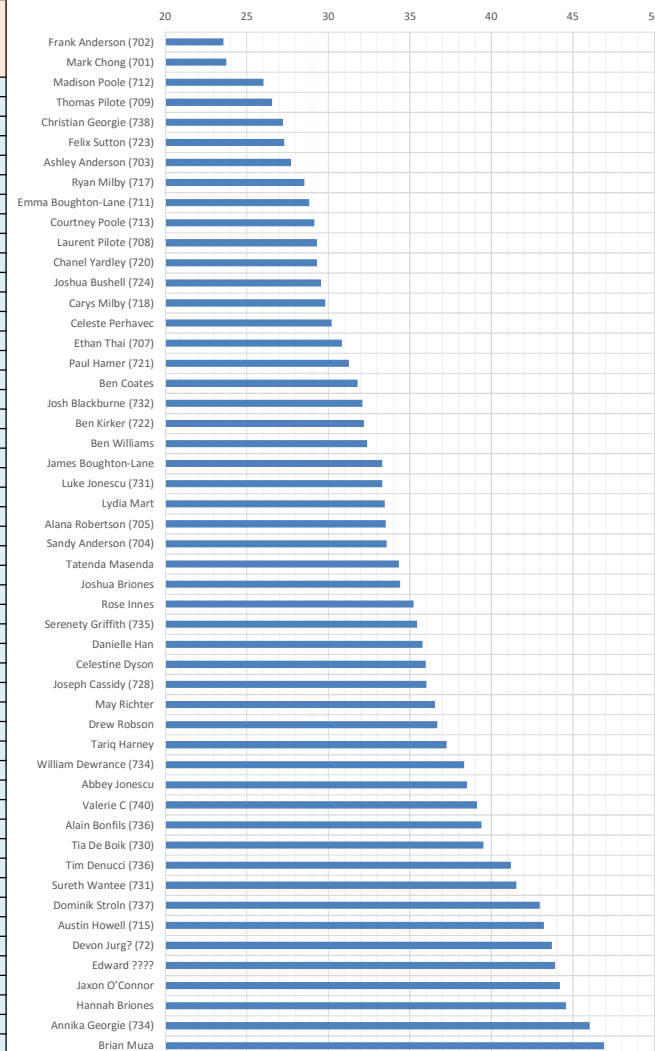


Western Flames Ice Racing Club
2015 WA Times History - Distance/Time Rankings



Ranking Rule:	Best Time (ever, club/Australia)
Colour Key:	National Record (Australia)
	Personal Best (ever)
	Result Data Not Available

Distance	Competitor	2011 Best (m.s.ss)	2012 Best (m.s.ss)	2013 Best (m.s.ss)	2014 Best (m.s.ss)	29/03/15 (m.s.ss)	17/05/15 (m.s.ss)	5/07/15 (m.s.ss)	13/9/15 (m.s.ss)	25-26/9/15 Nationals (m.s.ss)	22/11/15 WA States (m.s.ss)	R7 (m.s.ss)	Best Time (s.ss)
222 m	Frank Anderson (702)	0:23.59											23.590
222 m	Mark Chong (701)	0:23.75											23.750
222 m	Madison Poole (712)	0:26.034											26.034
222 m	Thomas Pilote (709)	0:26.56											26.560
222 m	Christian Georgie (738)				0:29.89			0:28.95		0:27.240	0:27.45		27.240
222 m	Felix Sutton (723)		0:38.08	0:29.77	0:27.468			0:29.51			0:27.31		27.310
222 m	Ashley Anderson (703)		0:29.47	0:28.030	0:27.718			0:30.40					27.718
222 m	Ryan Milby (717)	0:28.555											28.555
222 m	Emma Boughton-Lane (711)	0:28.84											28.840
222 m	Courtney Poole (713)	0:29.16											29.160
222 m	Laurent Pilote (708)	0:29.32											29.320
222 m	Chanel Yardley (720)		0:30.13	0:29.32									29.320
222 m	Joshua Bushell (724)			0:29.56									29.560
222 m	Carys Milby (718)	0:34.65	0:30.57	0:29.820									29.820
222 m	Celeste Perhavec	0:30.22											30.220
222 m	Ethan Thai (707)	0:36.47	0:30.84										30.840
222 m	Paul Hamer (721)			0:31.28									31.280
222 m	Ben Coates	0:31.81	0:35.70										31.810
222 m	Josh Blackburne (732)				0:32.10								32.100
222 m	Ben Kirker (722)		0:32.19										32.190
222 m	Ben Williams	0:32.40											32.400
222 m	James Boughton-Lane	0:33.31											33.310
222 m	Luke Jonescu (731)				0:38.39	0:35.61	0:34.69		0:34.13		0:33.32		33.320
222 m	Lydia Mart			0:33.47									33.470
222 m	Alana Robertson (705)		0:36.17	0:33.53									33.530
222 m	Sandy Anderson (704)	0:36.75	0:37.68		0:36.56			0:33.58					33.580
222 m	Tatenda Masenda			0:34.34									34.340
222 m	Joshua Briones			0:46.66	0:34.41								34.410
222 m	Rose Innes			0:35.24									35.240
222 m	Serenety Griffith (735)				0:35.45								35.450
222 m	Danielle Han	0:40.69	0:35.78										35.780
222 m	Celestine Dyson	0:36.69	0:35.99										35.990
222 m	Joseph Cassidy (728)			0:48.63	0:38.68	0:36.02							36.020
222 m	May Richter							0:44.20	0:36.85		0:36.55		36.550
222 m	Drew Robson		0:36.69										36.690
222 m	Tariq Harney		0:37.25										37.250
222 m	William Dewrance (734)				0:45.39	0:41.40	0:38.33	0:40.62	0:38.89		0:38.72		38.330
222 m	Abbey Jonescu								0:39.92		0:38.51		38.510
222 m	Valerie C (740)						0:41.45	0:40.77	0:39.13				39.130
222 m	Alain Bonfils (736)				0:39.74			0:39.39					39.390
222 m	Tia De Boik (730)			0:48.51	0:44.21	0:41.81	0:45.27				0:39.51		39.510
222 m	Tim Denucci (736)			0:41.21									41.210
222 m	Sureth Wantee (731)			0:41.54									41.540
222 m	Dominik Stroln (737)			0:42.96									42.960
222 m	Austin Howell (715)			0:43.22									43.220
222 m	Devon Jurg? (72)				0:43.71								43.710
222 m	Edward ????										0:43.90		43.900
222 m	Jaxon O'Connor		0:44.21	0:46.92									44.210
222 m	Hannah Briones			1:03.09	0:48.42	0:44.57							44.570
222 m	Annika Georgie (734)				0:46.03								46.030
222 m	Brian Muza			0:46.92									46.920

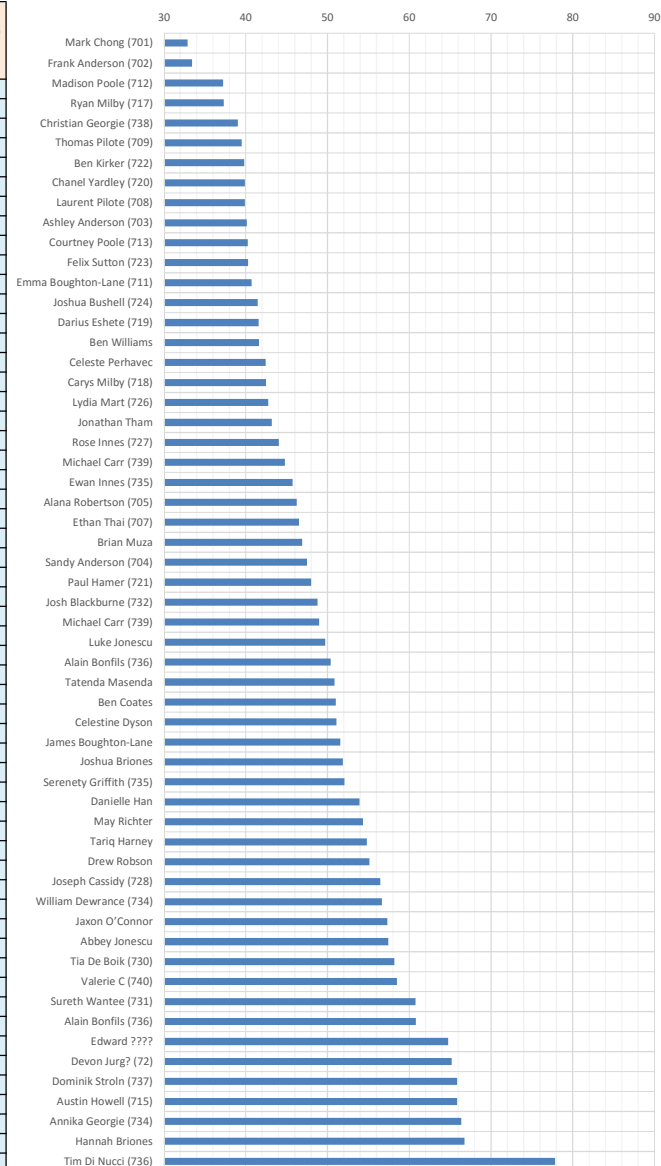


Western Flames Ice Racing Club
2015 WA Times History - Distance/Time Rankings

Ranking Rule:	Best Time (ever, club/Australia)
Colour Key:	National Record (Australia)
	Personal Best (ever)
	Result Data Not Available



Distance	Competitor	2011 Best (m.s.ss)	2012 Best (m.s.ss)	2013 Best (m.s.ss)	2014 Best (m.s.ss)	29/03/15 (m.s.ss)	17/05/15 (m.s.ss)	5/07/15 (m.s.ss)	13/9/15 (m.s.ss)	25-26/9/15 Nationals (m.s.ss)	22/11/15 WA States (m.s.ss)	R7 (m.s.ss)	Best Time (s.ss)
333 m	Mark Chong (701)	0:32.90											32.900
333 m	Frank Anderson (702)	0:33.46											33.460
333 m	Madison Poole (712)	0:37.246	0:38.67										37.246
333 m	Ryan Milby (717)	0:41.274	0:38.17	0:37.330									37.330
333 m	Christian Georgie (738)				0:45.63	0:44.00		0:42.76	0:40.24	0:39.045	0:40.10		39.045
333 m	Thomas Pilote (709)	0:39.53											39.530
333 m	Ben Kirker (722)		0:39.83										39.830
333 m	Chanel Yardley (720)		0:43.75	0:42.59	0:42.96	0:42.05			0:42.21	0:39.906	0:40.16		39.906
333 m	Laurent Pilote (708)	0:39.91											39.910
333 m	Ashley Anderson (703)	0:59.35	0:44.02	0:40.500	0:41.91	0:41.14		0:42.57	0:41.22	0:40.157	0:40.32		40.157
333 m	Courtney Poole (713)	0:40.26	0:41.32										40.260
333 m	Felix Sutton (723)		0:58.06	0:44.19	0:40.924	0:41.27		0:41.72	0:41.27		0:40.32		40.320
333 m	Emma Boughton-Lane (711)	0:40.74	0:41.41	0:41.95									40.740
333 m	Joshua Bushell (724)			0:41.47					0:42.18				41.470
333 m	Darius Eshete (719)		0:41.58										41.580
333 m	Ben Williams (718)	0:41.63	0:41.69										41.630
333 m	Celeste Perhavec (718)	0:42.44											42.440
333 m	Carys Milby (718)	0:51.478	0:45.467	0:44.48	0:42.51								42.510
333 m	Lydia Mart (726)			0:50.63	0:42.77								42.770
333 m	Jonathan Tham (727)		0:43.2										43.200
333 m	Rose Innes (727)			0:54.68	0:44.05	0:44.11					0:45.39		44.050
333 m	Michael Carr (739)				0:46.03	0:44.81							44.810
333 m	Ewan Innes (735)			0:47.22	0:45.76								45.760
333 m	Alana Robertson (705)		0:54.3	0:46.25									46.250
333 m	Ethan Thai (707)	0:53.75	0:46.545	0:48.81									46.545
333 m	Brian Muza (704)			0:46.92									46.920
333 m	Sandy Anderson (704)	0:55.15	0:48.13	0:48.96	0:51.65	0:52.60		0:52.73	0:49.55		0:47.51		47.510
333 m	Paul Hamer (721)			0:48.01									48.010
333 m	Josh Blackburne (732)				0:48.81								48.810
333 m	Michael Carr (739)				0:49.00								49.000
333 m	Luke Jonescu (736)				0:56.20	0:55.42	0:54.04		0:50.52		0:49.74		49.740
333 m	Alain Bonfils (736)				0:55.33	0:53.17		0:52.54	0:50.42		0:50.82		50.420
333 m	Tatenda Masenda (734)			0:50.86									50.860
333 m	Ben Coates (735)	0:54.83	0:51.03										51.030
333 m	Celestine Dyson (734)	0:51.09	0:51.91										51.090
333 m	James Boughton-Lane (735)	0:51.56											51.560
333 m	Joshua Briones (735)			1:09.39	0:51.90								51.900
333 m	Serenety Griffith (735)				0:52.09								52.090
333 m	Danielle Han (735)	0:59.25	0:53.94										53.940
333 m	May Richter (735)							1:01.18	0:54.37		0:54.64		54.370
333 m	Tariq Harney (735)		0:54.81										54.810
333 m	Drew Robson (735)		0:55.13										55.130
333 m	Joseph Cassidy (728)			1:17.78	0:57.95	0:56.48							56.480
333 m	William Dewrance (734)				1:07.36	1:03.13	1:00.15	1:00.44	0:56.67		0:59.70		56.670
333 m	Jaxon O'Connor (734)		0:57.34										57.340
333 m	Abbey Jonescu (734)							1:11.56			0:57.46		57.460
333 m	Tia De Boik (730)				1:09.78	1:05.11	1:05.87	1:07.19			0:58.18		58.180
333 m	Valerie C (740)						1:04.49		0:58.51				58.510
333 m	Sureth Wantee (731)				1:00.78								60.780
333 m	Alain Bonfils (736)				1:00.83								60.830
333 m	Edward ????										1:04.79		64.790
333 m	Devon Jurg? (72)				1:05.20								65.200
333 m	Dominik Stroln (737)				1:05.85								65.850
333 m	Austin Howell (715)			1:05.87									65.870
333 m	Annika Georgie (734)				1:06.37								66.370
333 m	Hannah Briones (734)			1:35.97	1:11.08	1:06.75							66.750
333 m	Tim Di Nucci (736)				1:17.83								77.830

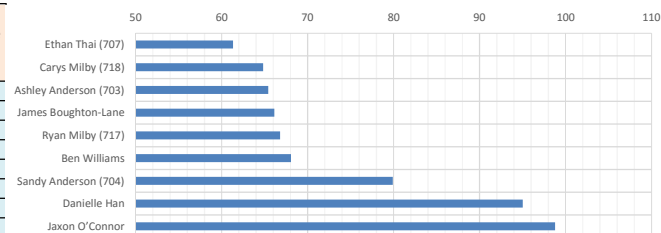


Western Flames Ice Racing Club
2015 WA Times History - Distance/Time Rankings

Ranking Rule: Best Time (ever, club/Australia)
Colour Key: National Record (Australia)
Personal Best (ever)
Result Data Not Available



Distance 444 m	Competitor	2011 Best (m.s.ss)	2012 Best (m.s.ss)	2013 Best (m.s.ss)	2014 Best (m.s.ss)	29/03/15 (m.s.ss)	17/05/15 (m.s.ss)	5/07/15 (m.s.ss)	13/9/15 (m.s.ss)	25-26/9/15 Nationals (m.s.ss)	22/11/15 WA States (m.s.ss)	R7 (m.s.ss)	Best Time (s.ss)
444 m	Ethan Thai (707)	1:17.06	1:01.325										61.325
444 m	Carys Milby (718)	1:10.47	1:04.84										64.840
444 m	Ashley Anderson (703)	1:08.04	1:05.44										65.440
444 m	James Boughton-Lane	1:06.12											66.120
444 m	Ryan Milby (717)	1:06.81											66.810
444 m	Ben Williams	1:08.06											68.060
444 m	Sandy Anderson (704)	1:19.90											79.900
444 m	Danielle Han	1:35.03											95.030
444 m	Jaxon O'Connor		1:38.81										98.810

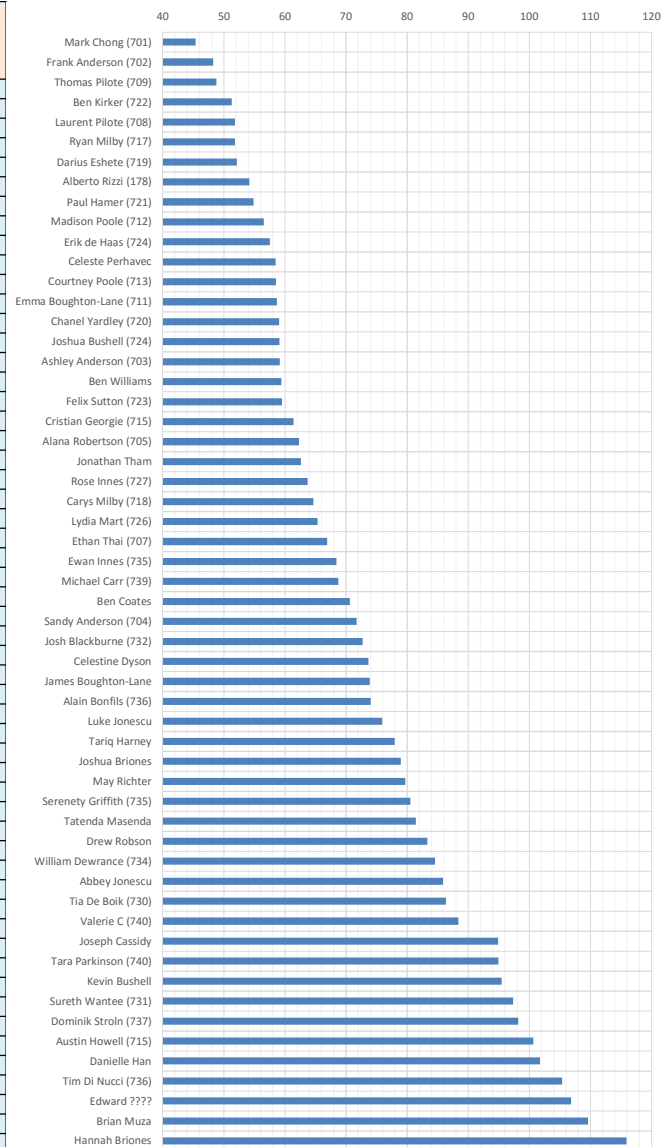


Western Flames Ice Racing Club
2015 WA Times History - Distance/Time Rankings



Ranking Rule: Best Time (ever, club/Australia)
Colour Key: National Record (Australia)
Personal Best (ever)
Result Data Not Available

Distance	Competitor	2011 Best (m.s.ss)	2012 Best (m.s.ss)	2013 Best (m.s.ss)	2014 Best (m.s.ss)	29/03/15 (m.s.ss)	17/05/15 (m.s.ss)	5/07/15 (m.s.ss)	13/9/15 (m.s.ss)	25-26/9/15 Nationals (m.s.ss)	22/11/15 WA States (m.s.ss)	R7 (m.s.ss)	Best Time (s.ss)
500 m	Mark Chong (701)	0:49.00	0:45.384	0:47.060									45.384
500 m	Frank Anderson (702)	0:48.28	0:50.563	0:50.58	0:50.29	0:49.82	0:51.11	0:55.74	0:52.95	0:49.115	0:49.65		48.280
500 m	Thomas Pilote (709)	0:53.92	0:49.488	0:49.820	0:48.768	0:49.30	0:50.62	0:50.96	0:53.09		0:49.75		48.768
500 m	Ben Kirker (722)		0:57.76	0:53.23	0:51.34	0:51.31	0:56.72	0:53.17	0:53.53	0:53.054	0:52.77		51.310
500 m	Laurent Pilote (708)	0:53.849	0:51.81	0:55.06									51.810
500 m	Ryan Milby (717)	1:00.57	0:57.37	0:53.360	0:51.84								51.840
500 m	Darius Eshete (719)		0:55.75	0:55.380	0:52.905	0:55.08	0:52.14	0:52.45					52.140
500 m	Alberto Rizzi (178)				0:54.708	0:54.81			0:54.38		0:54.19		54.190
500 m	Paul Hamer (721)			1:04.52	0:57.40	0:56.34		0:56.27	0:57.47	0:57.061	0:54.88		54.880
500 m	Madison Poole (712)	0:56.533	0:57.72	0:58.18									56.533
500 m	Erik de Haas (724)			1:04.55	0:59.73	0:59.07	0:59.50	0:57.70	0:57.69	0:58.514	0:57.52		57.520
500 m	Celeste Perhavec	0:58.459	0:59.85										58.459
500 m	Courtney Poole (713)	0:58.543	1:01.19	0:59.53									58.543
500 m	Emma Boughton-Lane (711)	0:58.68	0:59.561	1:00.62					1:04.29				58.680
500 m	Chanel Yardley (720)		1:04.86	1:04.82	1:05.05	1:01.88	1:00.99		1:04.19	0:59.058	0:59.40		59.058
500 m	Joshua Bushell (724)			0:59.11									59.110
500 m	Ashley Anderson (703)	1:45.65	1:05.687	1:02.250	1:04.28	1:01.59	1:05.78	1:03.45	1:05.02	0:59.773	0:59.15		59.150
500 m	Ben Williams	1:07.26	1:01.73	0:59.43									59.430
500 m	Felix Sutton (723)		1:45.24	1:07.43	1:01.018	1:02.31	1:02.72	1:03.05	1:04.04		0:59.53		59.530
500 m	Cristian Georgie (715)				1:09.08	1:06.28	1:04.54	1:02.97	1:05.87	1:01.656	1:01.43		61.430
500 m	Alana Robertson (705)		1:19.23	1:05.780	1:02.29								62.290
500 m	Jonathan Tham		1:02.60										62.600
500 m	Rose Innes (727)			1:14.79	1:10.34	1:03.71	1:06.40				1:05.80		63.710
500 m	Carys Milby (718)	1:41.66	1:07.44	1:06.290	1:04.68								64.680
500 m	Lydia Mart (726)			1:14.47	1:05.32								65.320
500 m	Ethan Thai (707)	1:25.40	1:06.94	1:13.58									66.940
500 m	Ewan Innes (735)				1:10.04	1:09.95	1:08.44						68.440
500 m	Michael Carr (739)				1:11.08	1:09.67	1:08.74						68.740
500 m	Ben Coates	1:10.66											70.660
500 m	Sandy Anderson (704)	1:37.05	1:12.88	1:11.76	1:15.70	1:15.24	1:16.98	1:13.87	1:19.00		1:11.79		71.760
500 m	Josh Blackburne (732)				1:12.75								72.750
500 m	Celestine Dyson	1:13.69											73.690
500 m	James Boughton-Lane	1:17.26	1:13.90										73.900
500 m	Alain Bonfils (736)				1:21.85	1:17.32	1:19.64	1:17.78	1:31.50		1:14.06		74.060
500 m	Luke Jonescu				1:29.51		1:17.91		1:16.20		1:15.93		75.930
500 m	Tariq Harney		1:17.99										77.990
500 m	Joshua Briones			1:47.93	1:18.98								78.980
500 m	May Richter							1:48.00	1:26.17		1:19.69		79.690
500 m	Serenety Griffith (735)				1:20.55								80.550
500 m	Tatenda Masenda			1:21.42									81.420
500 m	Drew Robson		1:23.31										83.310
500 m	William Dewrance (734)				1:45.03		1:29.77	1:31.43	1:24.59		1:24.74		84.590
500 m	Abbey Jonescu							1:28.28			1:25.89		85.890
500 m	Tia De Boik (730)				1:47.15		1:32.56	1:40.22	1:39.81		1:26.38		86.380
500 m	Valerie C (740)						1:32.10	1:37.53	1:28.40				88.400
500 m	Joseph Cassidy			1:53.90	1:34.90								94.900
500 m	Tara Parkinson (740)				1:34.97								94.970
500 m	Kevin Bushell			1:35.49									95.490
500 m	Sureth Wantee (731)				1:37.34								97.340
500 m	Dominik Stroln (737)				1:38.18								98.180
500 m	Austin Howell (715)			1:40.65									100.650
500 m	Danielle Han	1:41.78											101.780
500 m	Tim Di Nucci (736)				1:45.40								105.400
500 m	Edward ????									1:46.87			106.870
500 m	Brian Muza			1:49.64									109.640
500 m	Hannah Briones			2:27.52	1:55.92								115.920

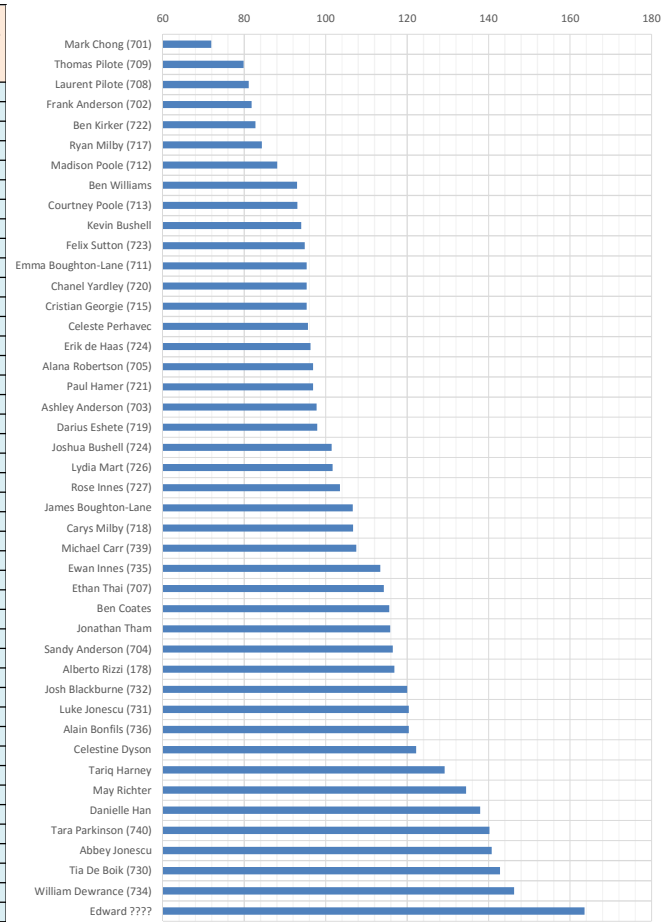


Western Flames Ice Racing Club
2015 WA Times History - Distance/Time Rankings



Ranking Rule: Best Time (ever, club/Australia)
 Colour Key: National Record (Australia)
 Personal Best (ever)
 Result Data Not Available

Distance	Competitor	2011 Best (m.s.ss)	2012 Best (m.s.ss)	2013 Best (m.s.ss)	2014 Best (m.s.ss)	29/03/15 (m.s.ss)	17/05/15 (m.s.ss)	5/07/15 (m.s.ss)	13/9/15 (m.s.ss)	25-26/9/15 Nationals (m.s.ss)	22/11/15 WA States (m.s.ss)	R7 (m.s.ss)	Best Time (s.ss)
777 m	Mark Chong (701)	1:18.31	1:11.912										71.912
777 m	Thomas Pilote (709)	1:29.042	1:20.81	1:21.68	1:19.84								79.840
777 m	Laurent Pilote (708)	1:36.72	1:21.15										81.150
777 m	Frank Anderson (702)	1:24.34	1:21.81	1:26.69	1:22.41								81.810
777 m	Ben Kirker (722)		1:34.88	1:26.89	1:22.74								82.740
777 m	Ryan Milby (717)	1:38.991	1:32.780	1:24.370	1:29.20								84.370
777 m	Madison Poole (712)	1:28.119	1:32.84	1:32.86									88.119
777 m	Ben Williams	1:36.00	1:35.51	1:32.98									92.980
777 m	Courtney Poole (713)	1:33.816	1:33.10	1:35.70									93.100
777 m	Kevin Bushell			1:34.01									94.010
777 m	Felix Sutton (723)				1:43.10	1:41.81	1:39.62	1:34.91			1:41.36		94.910
777 m	Emma Boughton-Lane (711)	1:37.09	1:37.57	1:35.34				1:42.18					95.340
777 m	Chanel Yardley (720)	1:44.07	1:41.69	1:41.10	1:41.10	1:41.68		1:36.24	1:38.227	1:35.35			95.350
777 m	Cristian Georgie (715)				1:58.95	1:44.25	1:40.50	1:38.03	1:35.374	1:42.13			95.374
777 m	Celeste Perhavec	1:47.44	1:35.69										95.690
777 m	Erik de Haas (724)				1:36.308								96.308
777 m	Alana Robertson (705)		2:25.71	1:49.86	1:36.90								96.900
777 m	Paul Hamer (721)				1:36.912								96.912
777 m	Ashley Anderson (703)		1:46.946	1:40.400	1:42.123			1:44.04	1:39.90	1:37.802	1:38.00		97.802
777 m	Darius Eshete (719)		1:37.94										97.940
777 m	Joshua Bushell (724)			1:41.45									101.450
777 m	Lydia Mart (726)				1:41.68								101.680
777 m	Rose Innes (727)				1:43.87	1:44.59					1:43.55		103.550
777 m	James Boughton-Lane		1:46.70										106.700
777 m	Carys Milby (718)		1:46.75	1:52.16	1:50.81								106.750
777 m	Michael Carr (739)				1:49.11	1:47.51							107.510
777 m	Ewan Innes (735)				1:53.44	1:58.39							113.440
777 m	Ethan Thai (707)		1:54.27	2:05.98									114.270
777 m	Ben Coates	1:55.59	1:57.88										115.590
777 m	Jonathan Tham		1:55.86										115.860
777 m	Sandy Anderson (704)		1:57.89	1:56.48	1:59.04	2:04.12	2:00.14	1:57.96			1:56.67		116.480
777 m	Alberto Rizzi (178)				1:56.91								116.910
777 m	Josh Blackburne (732)				2:00.00								120.000
777 m	Luke Jonescu (731)										2:00.39		120.390
777 m	Alain Bonfils (736)				2:11.98	2:10.42	2:00.52	2:00.43			2:01.34		120.430
777 m	Celestine Dyson	2:02.22	2:05.31										122.220
777 m	Tariq Harney		2:09.25										129.250
777 m	May Richter										2:14.48		134.480
777 m	Danielle Han		2:17.92										137.920
777 m	Tara Parkinson (740)				2:20.21								140.210
777 m	Abbey Jonescu										2:20.76		140.760
777 m	Tia De Boik (730)										2:22.79		142.790
777 m	William Dewrance (734)										2:26.27		146.270
777 m	Edward ????										2:43.57		163.570

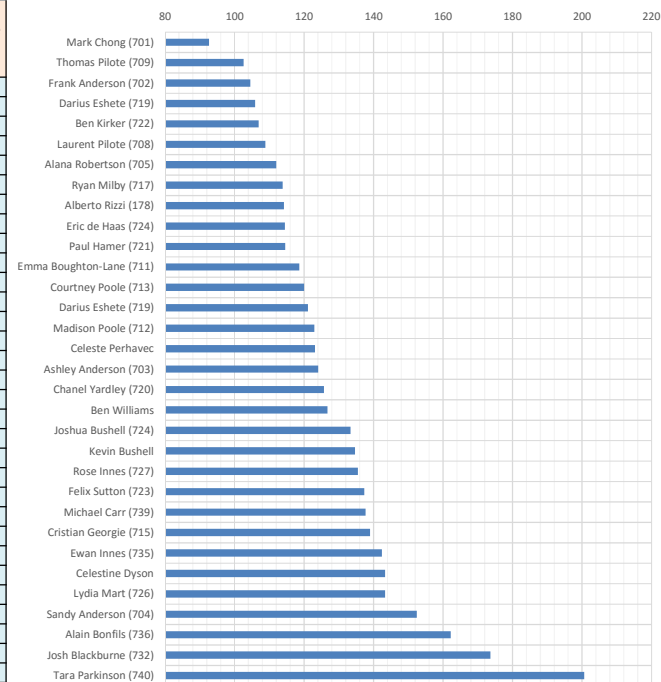


Western Flames Ice Racing Club
2015 WA Times History - Distance/Time Rankings

Ranking Rule: Best Time (ever, club/Australia)
Colour Key: National Record (Australia)
Personal Best (ever)
Result Data Not Available



Distance 1000 m	Competitor	2011 Best (m.s.ss)	2012 Best (m.s.ss)	2013 Best (m.s.ss)	2014 Best (m.s.ss)	29/03/15 (m.s.ss)	17/05/15 (m.s.ss)	5/07/15 (m.s.ss)	13/9/15 (m.s.ss)	25-26/9/15 Nationals (m.s.ss)	22/11/15 WA States (m.s.ss)	R7 (m.s.ss)	Best Time (s.ss)
1000 m	Mark Chong (701)	1:46.91	1:40.621	1:32.650									92.650
1000 m	Thomas Pilote (709)	1:57.98	1:42.623	1:46.26	1:43.56	1:45.90	1:50.03	1:46.64	1:57.95		1:48.03		102.623
1000 m	Frank Anderson (702)	1:47.72	1:47.41	1:44.530	1:48.980	1:48.75	1:54.56	1:56.87	1:52.89	1:46.056	1:48.01		104.530
1000 m	Darius Eshete (719)			1:52.200	1:48.823	1:46.03	1:50.25	1:45.94					105.940
1000 m	Ben Kirker (722)		2:01.67	1:52.400	1:46.983	1:47.37	1:55.16	2:12.07	2:22.05	1:53.177	1:59.73		106.983
1000 m	Laurent Pilote (708)	1:54.59	1:48.896	1:51.98									108.896
1000 m	Alana Robertson (705)		2:53.13	2:18.410	1:52.03								112.030
1000 m	Ryan Milby (717)		2:01.705	1:56.56	1:53.90								113.900
1000 m	Alberto Rizzi (178)				1:57.54	1:54.52		1:54.27			1:56.46		114.270
1000 m	Eric de Haas (724)			2:13.54	2:01.48	1:56.50		1:58.03	1:55.34	1:54.554	1:57.69		114.554
1000 m	Paul Hamer (721)			2:12.21	1:58.56	1:56.29	1:56.31	2:07.76		1:54.633	1:56.72		114.633
1000 m	Emma Boughton-Lane (711)	1:58.678	2:04.402	2:12.88									118.678
1000 m	Courtney Poole (713)	2:00.077	2:19.09	2:07.25									120.077
1000 m	Darius Eshete (719)		2:01.16										121.160
1000 m	Madison Poole (712)	2:03.03	2:06.84	2:03.50									123.030
1000 m	Celeste Perhavec	2:03.21	2:12.34										123.210
1000 m	Ashley Anderson (703)				2:30.905					2:04.082	2:09.06		124.082
1000 m	Chanel Yardley (720)			2:16.48			2:08.50			2:05.735	2:06.78		125.735
1000 m	Ben Williams	2:10.19	2:09.44	2:06.77									126.770
1000 m	Joshua Bushell (724)			2:13.44									133.440
1000 m	Kevin Bushell			2:14.65									134.650
1000 m	Rose Innes (727)				2:21.74		2:15.50				2:17.60		135.500
1000 m	Felix Sutton (723)				2:17.327		2:18.56						137.327
1000 m	Michael Carr (739)				2:23.95		2:17.72						137.720
1000 m	Cristian Georgie (715)						2:19.04						139.040
1000 m	Ewan Innes (735)						2:22.46						142.460
1000 m	Celestine Dyson	2:23.32											143.320
1000 m	Lydia Mart (726)			2:23.37									143.370
1000 m	Sandy Anderson (704)		2:35.87		2:34.69		2:41.07				2:32.48		152.480
1000 m	Alain Bonfils (736)				2:59.02		2:42.22				2:43.64		162.220
1000 m	Josh Blackburne (732)				2:53.629								173.629
1000 m	Tara Parkinson (740)				3:20.65								200.650

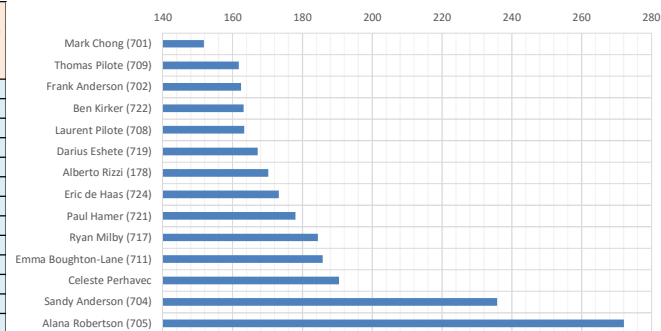


Western Flames Ice Racing Club
2015 WA Times History - Distance/Time Rankings



Ranking Rule: Best Time (ever, club/Australia)
 Colour Key: National Record (Australia)
 Personal Best (ever)
 Result Data Not Available

Distance 1500 m	Competitor	2011 Best (m.s.ss)	2012 Best (m.s.ss)	2013 Best (m.s.ss)	2014 Best (m.s.ss)	29/03/15 (m.s.ss)	17/05/15 (m.s.ss)	5/07/15 (m.s.ss)	13/9/15 (m.s.ss)	25-26/9/15 Nationals (m.s.ss)	22/11/15 WA States (m.s.ss)	R7 (m.s.ss)	Best Time (s.ss)
1500 m	Mark Chong (701)		2:31.80	2:43.70									151.800
1500 m	Thomas Pilote (709)	2:54.096	2:41.78	2:48.93	2:46.300		2:46.47	3:03.51	2:50.56		2:46.31		161.780
1500 m	Frank Anderson (702)	2:42.697	2:44.94	2:42.420	2:56.88		2:48.02	2:56.61	2:50.82	2:48.123	2:50.03		162.420
1500 m	Ben Kirker (722)			2:53.05	2:52.64		3:00.57	3:05.43	2:54.20	2:43.190	3:03.60		163.190
1500 m	Laurent Pilote (708)	2:55.792	2:43.36	2:51.80									163.360
1500 m	Darius Eshete (719)		3:03.78	2:52.930	2:47.165		2:48.69	2:51.12					167.165
1500 m	Alberto Rizzi (178)				3:02.60				2:50.23	2:56.041	2:52.67		170.230
1500 m	Eric de Haas (724)			3:29.74	3:02.75		2:58.57	3:12.12	2:53.24	2:57.560	2:55.19		173.240
1500 m	Paul Hamer (721)			3:30.29	3:09.89			3:21.41		2:58.059	2:58.22		178.059
1500 m	Ryan Milby (717)			3:04.40									184.400
1500 m	Emma Boughton-Lane (711)	3:05.84	3:10.588										185.840
1500 m	Celeste Perhavec	3:10.453											190.453
1500 m	Sandy Anderson (704)		3:55.76										235.760
1500 m	Alana Robertson (705)		4:32.12										272.120

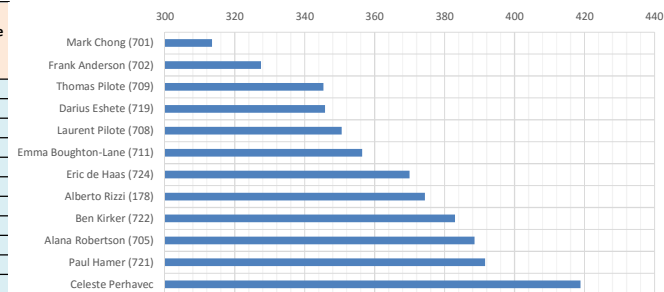


Western Flames Ice Racing Club
2015 WA Times History - Distance/Time Rankings



Ranking Rule: Best Time (ever, club/Australia)
Colour Key: National Record (Australia)
Personal Best (ever)
Result Data Not Available

Distance 3000 m	Competitor	2011 Best (m.s.ss)	2012 Best (m.s.ss)	2013 Best (m.s.ss)	2014 Best (m.s.ss)	29/03/15 (m.s.ss)	17/05/15 (m.s.ss)	5/07/15 (m.s.ss)	13/9/15 (m.s.ss)	25-26/9/15 Nationals (m.s.ss)	22/11/15 WA States (m.s.ss)	R7 (m.s.ss)	Best Time (s.ss)
3000 m	Mark Chong (701)		5:13.513	5:15.200									313.513
3000 m	Frank Anderson (702)	5:27.531	5:47.437	6:00.820	6:24.359					5:45.176	6:11.75		327.531
3000 m	Thomas Pilote (709)	6:24.81	5:53.276	5:45.390	6:17.903						6:03.67		345.390
3000 m	Darius Eshete (719)			5:45.820	6:01.196								345.820
3000 m	Laurent Pilote (708)	6:10.781	5:50.596										350.596
3000 m	Emma Boughton-Lane (711)	6:53.045	5:56.445										356.445
3000 m	Eric de Haas (724)				6:30.64					6:09.954	6:12.67		369.954
3000 m	Alberto Rizzi (178)				6:38.152						6:14.40		374.400
3000 m	Ben Kirker (722)			6:22.95	6:33.835								382.950
3000 m	Alana Robertson (705)			6:28.600									388.600
3000 m	Paul Hamer (721)				6:45.483					6:31.560	6:36.47		391.560
3000 m	Celeste Perhavec	6:58.82											418.820



Western Flames Ice Racing Club
2015 WA Times History - Distance/Time Rankings



Ranking Rule: Best Time (ever, club/Australia)
 Colour Key: National Record (Australia)
 Personal Best (ever)
 Result Data Not Available

Distance (Relays)	Competitor	2011 Best (m.s.ss)	2012 Best (m.s.ss)	2013 Best (m.s.ss)	2014 Best (m.s.ss)	29/03/15 (m.s.ss)	17/05/15 (m.s.ss)	5/07/15 (m.s.ss)	13/9/15 (m.s.ss)	25-26/9/15 Nationals (m.s.ss)	22/11/15 WA States (m.s.ss)	R7 (m.s.ss)	Best Time (s.ss)
2000 m Relay	Vicko Poon(vacant pos. skater) Felix Sutton, Joshua Blackburne, Ashley Anderson				4:36.081								276.081
3000 m Relay	Thomas Pilote (709) Laurent Pilote (708) Darius Eshete (719) Ben Kirker (722)		5:48.06										348.060
3000 m Relay	Emma Boughton-Lane (711) Madison Poole (712) Courtney Poole (713) Celeste Perhavec	5:53.47											353.470
3000 m Relay	Madison Poole (712) Courtney Poole (713) Chanel Yardley (720) Ryan Milby (717)		6:15.41										375.410
3000 m Relay	Madison Poole (712) Ryan Milby (717) Ashley Anderson (703) Carys Milby (718)	6:39.91											399.910
3000 m Relay	Ryan Milby (717) Ben Williams Ethan Thai (707) Ashley Anderson (703)		6:46.42										406.420
3000 m Relay	Madison Poole (712) Courtney Poole (713) Chanel Yardley (720) Carys Milby (718)		7:18.37										438.370
3000 m Relay	Ben Kirker, Eric De Haas, Paul Hamer, Rose Innes				5:13.451								313.451
3000 m Relay	Chanel Yardley, Felix Sutton, Christian Georgie, Ashley Anderson							6:33.40			6:04.72		364.720
3000 m Relay	Frank Anderson, Paul Hamer, Alberto Rizzi, Erik de Haas							5:27.08					327.080
3000 m Relay	Ben Kirker, Thomas Pilote, Frank Anderson, Paul Hamer										5:56.50		356.500
5000 m Relay	Mark Chong (701) Frank Anderson (702) Thomas Pilote (709) Ben Kirker (722)			8:20.041									500.041
5000 m Relay	Ben Kirker, Thomas Pilote, Frank Anderson, Paul Hamer				9:37.971								577.971